

IFAD'S SDG MAPPING



Natalia Toschi

Head of funding, Treasury Services Division



5 November 2021

Globally diversified loan portfolio

93 countries



203 ongoing projects



IFAD financing US\$7.5 billion



Mobilization US\$17.2 billion



Mobilization ratio 1.3

8% Latin America and the Caribbean

Panama City

Lima

Istanbul

Rome

12% Near East and Europe

Cairo

Dakar

Abidjan

Yaoundé

Johannesburg

52% Africa

New Delhi

Addis Ababa

Nairobi

28% Asia

Beijing

Hanoi

Jakarta

IFAD headquarters

IFAD country office

Regional hub

Regional South-South and Triangular Cooperation and knowledge centre

Satellite office



IFAD's projects contribute to several SDGs

ENVIRONMENT AND NATURAL RESOURCES



PRODUCTION SECTORS



INCLUSIVE RURAL FINANCE



SOCIAL SERVICES



ACCESS TO MARKETS



POLICY AND INSTITUTIONS



CLIMATE CHANGE ADAPTATION AND MITIGATION



GENDER



YOUTH



NUTRITION







IFAD's SDG mapping methodology



Nutrition

Example of SDG tracking

Core Indicator	SDG Goal	Specific SDG targets
1.1.8 IFAD Core Indicator 	2 ZERO HUNGER 	2.1 Direct link End hunger and ensure access by all people, in particular the poor and people in vulnerable situations, including infants, to safe, nutritious and sufficient food all year round
Number of persons/households provided with targeted support to improve their nutrition	2 ZERO HUNGER 	2.2 Indirect link End all forms of malnutrition, including achieving, by 2025, the internationally agreed targets on stunting and wasting in children under 5 years of age, and address the nutritional needs of adolescent girls, pregnant and lactating women and older persons
	6 CLEAN WATER AND SANITATION 	6.1 Indirect link By 2030, achieve universal and equitable access to safe and affordable drinking water for all

Spotlight on SDG2

Target 2.1 – End hunger, and ensure access to safe, nutritious food



1.75 million Household members provided with targeted support to improve their nutrition

Target 2.3 – Double productivity and incomes of smallholder farmers

2 ZERO HUNGER



23.3 million Persons accessing various financial services

2.3 million Persons in rural areas trained in financial literacy and /or use of financial products and services



1.5 million Supported rural producers that are members of a rural producers' organizations

2.2 million Persons trained in Crops

898K Persons trained in Livestock

105K Persons trained in Fishery

1.5K Persons trained in Forestry

560 500 Hectares of farmland under water-related infrastructure constructed/rehabilitated

Target 2.4 – Ensure sustainable food systems and resilient agricultural practices



8 100 Groups supported sustainably manage natural resources and climate-related risks

1.6 million Hectares of land brought under climate-resilient practices

IFAD's ORMS and the SDGs

Contributions to SDGs

Target 2.3

By 2030, double the agricultural productivity and incomes of small-scale food producers, in particular women, indigenous peoples, family farmers, pastoralists and fishers, including through secure and equal access to land, other productive resources and inputs, knowledge, financial services, markets and opportunities for value addition and non-farm employment

Direct contributing multipliers **3**

IFAD Core Indicator 1.1.4 Persons trained in production practices and/or technologies
 Multiplier Total number of attendances to training sessions
 Direct contribution 97 488 Cumulative at 2021

Target 8.2

Achieve higher levels of economic productivity through diversification, technological upgrading and innovation, including through a focus on high-value added and labour-intensive sectors

Direct contributing multipliers **1**

IFAD Core Indicator 2.1.1 Rural enterprises accessing business development services
 Multiplier Rural enterprises
 Direct contribution 690 Cumulative at 2021 End target 960

New

IFAD'S SUSTAINABLE DEVELOPMENT FINANCE FRAMEWORK



Funding and alignment to SDGs through IFAD's Sdff

New

1

Use of
proceeds

3

Management
of proceeds

2

Process for
project evaluation
and selection

4

Reporting



ICMA

International
Capital
Market
Association



IFAD mapping

KEY MESSAGES



- IFAD is a results oriented institution, which, over four decades, brought results reporting to the next level in terms of i) accuracy ii) specificity iii) sustainability (automatic system)
- The mapping of IFAD “core indicators” (or results) to SDG goals and targets helps to ensure alignment to the SDGs and other international actors
- It evidenced how IFAD is not only a green or social player, but a pure “development” player as it supports 15 SDGs
- The mapping methodology will form the basis of IFAD’s future impact report under its Sustainable Development Finance Framework



 **IFAD | FIDA**



**THANK
YOU**

All we do is in support of SDGs

Core Indicator 1.b Outreach



Total number of household members benefitting from the project

→ **9,387,083**
Direct link

End hunger and ensure access by all people, in particular the poor and people in vulnerable situations, including infants, to safe, nutritious and sufficient food all year round

Number of households

↗ **1,877,417**
Indirect link

End all forms of malnutrition, including achieving, by 2025, the internationally agreed targets on stunting and wasting in children under 5 years of age, and address the nutritional needs of adolescent girls, pregnant and lactating women and older persons



PROJECT IMPACT

15 SDG goals supported

54 SDG targets supported