

Rural Youth

EVALUATION SYNTHESIS



Rural Youth
Evaluation Synthesis

Front cover: Philippines - Second Cordillera Highland Agricultural Resource Management Project (CHARMP). Jocelyn Placido, 24, harvests strawberries in Pactil, Mount Data, Bauko, Mountain Province, Philippines. The aim of the project is to reduce poverty and improve the livelihoods of indigenous peoples living in farming communities in the mountainous project area. The indigenous peoples consist of many tribes whose main economic activity is agriculture. More than half of the people in the area are poor. ©IFAD/GMB Akash

Back cover: Filling out the youth survey in Noapapu Island, Motu District, Vava'u Group (left) and in Taunga Island, , Motu District, Vava'u Group (right). Photo by Sione Hakalo (Program Officer - TRIP Project).

This report is a product of staff of the Independent Office of Evaluation of IFAD and the findings and conclusions expressed herein do not necessarily reflect the views of IFAD Member States or the representatives to its Executive Board. The designations employed and the presentation of material in this publication do not imply the expression of any opinion whatsoever on the part of IFAD concerning the legal status of any country, territory, city or area or of its authorities, or concerning the delimitation of its frontiers or boundaries. The designations "developed" and "developing" countries are intended for statistical convenience and do not necessarily express a judgement about the stage reached by a particular country or area in the development process.

All rights reserved.

©2014 by the International Fund for Agricultural Development (IFAD)

Preface

IFAD has been increasing its focus on rural young people especially since 2006. In 2010, the Strategic Framework for 2011–2015 introduced "... the creation of viable opportunities for rural youth" as its fifth principle of engagement and enhancing rural youth organizations as its third, which explains why half of the IFAD-supported projects that target young people were developed after 2010.

The objectives of this evaluation synthesis were to collect and share knowledge from IFAD and outside sources, identify success factors in pro-youth development interventions and analyse the implications for IFAD's work with rural young people.

The evaluation offers a number of reflections for IFAD, to ensure that rural youth plays a catalyst role in rural transformation and agricultural sustainability: mainstreaming youth across country programmes in all regions; investing in the update of the knowledge base on youth and adequate socio-economic profiling; resolving the issue of efficiency versus equity upfront at design stage in terms of target group identification; adopting systematically age-disaggregated monitoring indicators, to foster IFAD's learning and replication processes; and enhancing strategic partnerships to support the scaling up of successful and innovative models.

This report was prepared by Mattia Prayer Galletti, former Senior Evaluation Officer of the Independent Office of Evaluation (IOE), Rossella Bartoloni, lead consultant, and Wanaporn Yangyuentham, Evaluation Research Analyst. Lucy Ariano, Evaluation Assistant, provided administrative support. IOE carried out an internal peer review of the draft report, and the comments of the peer reviewers have been included in the final report.

Appreciation is due to the IFAD project teams and staff in the Latin America and the Caribbean, West and Central Africa and Asia and the Pacific divisions, who facilitated the survey that obtained insights into the aspirations of IFAD's young beneficiaries. Special thanks are due to the Global Youth Innovation Network and the Corporation for Regional Rural Development Training (PROCASUR), who organized the international workshop on Economic Integration and Social Participation of Rural Youth in Latin America and the Caribbean, the Tonga Rural Innovations Project and the team of the Mainstreaming of Rural Development Innovations Programme in the Pacific Region (MORDI) in Tonga, the Project for Agricultural Development and Economic Empowerment in Cambodia and the Western Uplands Poverty Alleviation Project in Nepal.

We are also most grateful to the country programme managers, who dedicated so much time to this evaluation, and to the youth focal points in the IFAD regional divisions, the Policy and Technical Advisory Division and the Strategy and Knowledge Department who guided the evaluation team in its research.



Kees Tuinenburg
Officer-in-Charge
Independent Office of Evaluation of IFAD

Young people attend the Apprentices Training Programme at the Ghana National Tailors and Dressmakers Association, Sefwi Bekwai Branch, Ghana.

©IFAD/Nana Kofi Acquah



Contents

Abbreviations and acronyms	ii
Executive summary	iv
Introduction	1
I. Objectives, methodology and process	2
II. Why investing in the rural youth?	5
III. Assessment of IFAD activities	20
A. History of IFAD's engagement with the rural youth	20
B. Review of country programmes' performance	29
C. Review of new designs of loan and grant funded activities	33
D. Regional identities	35
IV. Review of other organizations' work	40
V. Conclusions and reflections for the future	45
A. Conclusions	45
B. Reflections for the future	47
 Annexes	
I. Bibliography	51
II. Pro-youth outcomes – main documentation reviewed	60
III. List of policies, strategies and guidelines reviewed	74
IV. List of small and large grants reviewed	77
V. IFAD and other organization's work– summary of findings	80
VI. Members of the Focus Group and list of CPMs interviewed	84
VII. Survey summary report	85

Abbreviations and acronyms

ADB	Asian Development Bank
AfDB	African Development Bank
APR	Asia and the Pacific Division (IFAD)
CDD	community-driven development
COSOP	country strategic opportunities programme
CPE	country programme evaluation
ESA	East and Southern Africa Division (IFAD)
FAO	Food and Agriculture Organization of the United Nations
GYIN	Global Youth Innovation Network
IDB	Inter-American Development Bank
IFAD	International Fund for Agricultural Development
IFI	international financial institution
IFRC	International Federation of Red Cross and Red Crescent Societies
IGA	income-generating activities
ILO	International Labour Organization
INGO	international non-governmental organization
IOE	Independent Office of Evaluation of IFAD
LAC	Latin America and the Caribbean Division (IFAD)
M&E	monitoring and evaluation
MIJARC	<i>Mouvement International de la Jeunesse Agricole et Rurale Catholique</i>
NEN	Near East, North Africa and Europe Division (IFAD)
NGO	non-governmental organization
OECD	Organisation for Economic Co-operation and Development
Oxfam	Oxford Committee for Famine Relief
PPA	project performance assessment
PTA	Policy and Technical Advisory Division (IFAD)
RMF	Results Management Framework
SKD	Strategy and Knowledge Department (IFAD)
SSA	sub-Saharan Africa
UNDP	United Nations Development Programme
UNIDO	United Nations Industrial Development Organization
WCA	West and Central Africa Division (IFAD)
WFP	United Nations World Food Programme

Project related

Corredor Puno-Cusco	Development of the Puno-Cusco Corridor Project (Peru)
DASP	Dir Area Support Project (Pakistan)
Dom Hélder Câmara	Sustainable Development Project for Agrarian Reform Settlements in the Semi-Arid North-East (Brazil)
FIDA-Peninsula	Rural Development Project of the Mayan Communities in the Yucatan Peninsula (Mexico)
MORDI	The Mainstreaming of Rural Development Innovations Programme in the Pacific Region (Pacific region)
PADEMER	Rural Microenterprise Development Programme (Colombia)
PAPE-BGN	Smallholder Development Project in North Lower Guinea (Guinea)
PASK	Poverty Reduction Project in Aftout South and Karakoro (Mauritania)
PDARI	Integrated Agricultural and Rural Development Project in the Governorate of Siliana (Tunisia)

PDF	Peasant Development Fund Credit Project (Paraguay)
PDRT	Roots and Tubers Development Programme (Benin)
PDRT	Tafilalet and Dades Rural Development Project (Morocco)
PHBM II	Upper Mandraré Basin Development Project – phase 2 (Madagascar)
PNGT II	Deuxième programme national de gestion de terroirs Phase II or Community-based Rural Development Project (Burkina Faso)
PRAADEL	Fouta-Djallon Agricultural Rehabilitation and Local Development Programme (Guinea)
PRODERNEA	Rural Development Project for the Northeastern Provinces (Argentina)
PRODEVER	Rural Development Programme for Las Verapaces (Guatemala)
PROGAVIÃO	Community Development Project for the Rio Gavião Region (Brazil)
PROMER I	Projet de promotion des micro-entreprises rurales (Senegal)
PROPESUR II	South Western Region Small Farmers Project - Phase II (Dominican Republic)
PSN II	Special Country Programme – Phase II (Niger)
RADP	Raymah Area Development Project (Yemen)
REP II	Rural Enterprises Project – Phase II (Ghana)
RIDP	Rural Income Diversification Project in Tuyen Quang Province (Viet Nam)
VODP	Vegetable Oil Development Project (Uganda)

Executive summary

1. This evaluation synthesis was undertaken at a time when the effects of the 2008 financial crisis were having serious repercussions for a generation of young people, who constituted a large proportion of the populations of many developing countries, in the form of long-term unemployment, under-employment and uncertain employment. The evaluation, which was mandated to find ways in which IFAD could improve its work with rural young people, first reviewed recent literature on youth development with a view to building an argument in favour of rural investments that benefit young people. It then assessed IFAD's past loans and grants and the work of other organizations to identify comparative advantages, lessons learned and partnership potential. In the context of the post-2015 agenda, the evaluation suggested five ways in which developing country partners could cultivate the potential of their young people.
2. **(i) Mainstream youth issues in country programmes.** IFAD has adopted this as a major principle of engagement in its Strategic Framework, and established policies and guidelines to guide the design and implementation of country programmes with favourable outcomes for young people.
3. The main challenge concerns the systematic integration of IFAD's knowledge into its operations and consistent application of its fifth principle of engagement, and providing financial support that is commensurate to the task envisaged.
4. **(ii) Invest in updating knowledge about youth issues and socio-economic profiles.** Both investments must influence project design and lead to improvements in the quality of response in country programmes to issues affecting young people. The information gathered will inform targeting strategies, support packages, project management and the sequencing of activities with a view to outcomes that favour young people. IFAD must prioritize the allocation of resources to this updating of its knowledge base during socio-economic profiling at the project design stage. The justification is clear in that IFAD will increasingly be called to assist Member States classified as middle-income countries with specialist information and trend analysis rather than financial support.
5. **(iii) Resolve the issues of efficiency and equity in terms of identifying target groups.** A common question is: "Which youth groups is the project targeting?" The heterogeneity of rural young people is a targeting challenge in itself; it is compounded by the needs to balance design with the available management capacities and to focus on a few activities that will drive development and extend programme outreach to young people and particular youth groups. IFAD should adopt direct targeting of particular sub-groups on the basis of clear eligibility criteria rather than self-targeting approaches so that the risks of spreading resources too thinly and having to state what cannot be done are avoided.
6. Evaluations noted that grouping young people with other vulnerable groups and implementing self-targeting approaches alone did not lead to success. The questions to be addressed are which organizations will target those left out of IFAD-funded projects, and to what extent IFAD can advocate on their behalf
7. **(iv) Adopt age-disaggregated monitoring indicators to enable IFAD to learn, report results and support scaling up.** The adoption of age-disaggregated monitoring indicators for COSOPs and projects will enable IFAD to learn what works and adjust its interventions accordingly, share its knowledge with partners and evolve into an enabling platform for scaling up successful models.
8. **(v) Partnering is fundamental to IFAD's work with rural young people.** Providing comprehensive assistance packages for young people calls for a range of skills, types of investment and resources that cannot be provided by IFAD and

governments alone. Partnerships are therefore essential: they must be flexible and effective, and must enable IFAD to learn from its collaborators and develop innovative approaches.

9. In this context, IFAD must determine whether grant-funded innovations and pilot initiatives for young people are adequately balanced with work in learning and scaling up, and ensure that procedures are in place for engaging with other actors such as private-sector organizations and South-South cooperation frameworks that can mobilize more resources than official development aid.
10. IFAD's successful intervention models now need to be scaled up to provide adequate responses to the needs of young populations. To achieve this, more IFAD investments will have to be combined with inputs from its humanitarian partners.

Young members of the community paint decorative boxes they made from recycled paper in Cumbe district, Brazil.

©IFAD/Giuseppe Bizzarri



Rural Youth Evaluation Synthesis

I. Introduction

1. Only recently, the topic of rural youth has attracted the attention of governments, donor agencies and development organizations for a variety of reasons. Their demographic growth and the specific constraints that they face in the path towards self-realization and emancipation from poverty have forcefully emerged in the last decade and even more so since the 2008/2009 global financial crisis and economic downturn triggered off unprecedented youth unemployment levels, heightened awareness of the importance of investing in the youth in general and those inhabiting the rural areas in particular. Here the opportunities that are missed in terms of promoting development, food security and poverty eradication when this investment does not take place are even more evident.
2. One of the main reasons why youth programming attracted so little support from governments, non-governmental organizations (NGOs) and donor agencies in the past was that post-school youth were usually subsumed into the adult population as a whole. The implicit assumptions were: (i) this age group does not face any additional problems in accessing resources, support services and income generation opportunities in respect to the other age groups; and (ii) this age group does not have any economic and social needs that relate specifically to their age and which would give them priority over and above other economically excluded and socially vulnerable groups. Furthermore, their heterogeneity seemed corroborating the limited usefulness of formulating major rural development policy initiatives considering the youth as a distinct social category.
3. IFAD started enhancing its focus on the rural youth in the last decade and particularly from 2006 onwards, at the time when the “youth bulge” in many least developed countries reached its peak. In 2010, the Fund adopted its Strategic Framework for the period 2011 – 2015 which introduced “the creation of viable opportunities for the rural youth” as its fifth principle of engagement and strengthening rural youth’s organizations (among others) as its third. This explains why half of the IFAD-supported projects that specifically target the youth were developed after 2010.
4. Prior IFAD-supported projects worked with the rural youth as well, but as part of the adult population. Only a few targeted the rural youth specifically and offered them diversified assistance. These projects were mainly concentrated in the NEN region, where levels of open unemployment among rural youth have been and are still visibly high.¹ In other regions, IFAD provided primarily limited funding for youth’s capacity development, especially skills training, in agricultural activities as a way of strengthening the capabilities of rural households.
5. Currently, a number of IFAD projects are generating very positive pro-youth outcomes – hence, the need to learn from these successes in order to develop systematic approaches to scaling up pro-youth programmes.
6. With the approval of the 2013 evaluation work programme at its December 2012 session, the Executive Board requested the Independent Office of Evaluation (IOE) to prepare an evaluation synthesis on the rural youth² to assess IFAD’s recent experience with this target group while identifying possible implications for future interventions.
7. Evaluation syntheses are evaluation products that have been introduced in IFAD only recently. They aim at bringing together both IFAD’s evaluation experience and

¹ Bennell, P.S., 2011. Investing in the future: Creating opportunities for young rural people. IFAD, 2011.

² EB 2012/107/R.2/Rev.1.

external knowledge on specific themes. They focus on the learning objective of the evaluation function and require limited budget as their main investigative instruments are desk reviews and studies.

8. This Evaluation Synthesis collected evaluative evidence generated in the last decade following the methodology described in the next paragraphs and systematized the knowledge generated within the five sections of this report.
9. The first section *Objectives, methodology and process* is dedicated to describing the research pathway followed by this evaluation. The second - *Why investing in the rural youth?* – presents the main facts that development literature more frequently mentions to justify special attention be dedicated to the youth within rural development interventions. The third, *Assessment of IFAD activities*, reviews past and present pro-youth work of IFAD while the fourth that of other international financial institutions (IFIs) and specialized agencies of the United Nations as well as international non-governmental organizations (INGOs) (*Review of other development organizations' activities*). Finally, the fifth, *Conclusions and reflections for the future*, offers some suggestions on how to shape the pro-youth debate within an IFAD vision for the post 2015 agenda.

II. Objectives, methodology and process

Objectives

10. The main objectives of this evaluation synthesis were: (a) to collect and share acquired knowledge from within and outside of IFAD; (b) to identify the key factors of success of pro-youth development interventions; and (c) analyse the main implications for IFAD's work with the rural youth.

Methodology

11. **Literature review.** To pursue the first objective, the IOE team first gathered background intelligence by reviewing the most recent youth development literature including studies on rural youth employment prepared by IFAD, research centres and other development organizations.³
12. **IFAD's evaluations.** To pursue the second objective, the team reviewed all of IOE's country programme evaluations (CPEs), project performance assessments (PPAs), interim and completion evaluations (IEs and CEs) produced in the last decade and selected among these 24 PPAs and 13 CPEs. These were evaluations that offered more information on the experience with pro-youth development for an in-depth assessment.
13. **New designs and grant-funded activities.** A review of the design documents and implementation progress reports (when available) of recently designed projects financed by both loans and grants enabled overcoming the intrinsic limit of evaluations covering inevitably older designs and thus offering reflection on weaknesses that may not exist any longer. This review's purpose was to understand how lessons learned are being integrated within new models of assistance and how non-lending activities are organized in support of the Fund's work with the rural youth within lending activities. For this purpose, 17 new projects were selected from the IFAD's Policy and Technical Advisory Division (PTA) database containing 94 projects featuring activities that promote youth development. Finally, 6 large and 12 small grants were selected from the Strategy and Knowledge Department (SKD) database relating to 424 projects sponsored by IFAD grants approved during the period 2003-2013.
14. **Background information.** Background information on the various projects and country programmes was obtained by reviewing their respective country strategic opportunities programmes (COSOPs), design documents and supervision and

³ For detailed information on the literature reviewed for this purpose, please refer to the bibliographic references listed in annex I.

implementation support reports for loan and grant funded activities, triangulated through interviews with selected country programme managers (CPMs) for accuracy purposes.

15. **Review of policies, strategies and guidelines.** The team further captured the institutional evolution of the focus on the rural youth by looking into the main tools that are used to guide IFAD's work - policies, strategies and guidelines that IFAD prepared in the last decade. Through this analysis, the team understood how much up to date is the knowledge these tools are based on and in which way they are orienting IFAD's work for pro-youth development.
16. **Review of studies and events.** The above analysis led to a review of studies and events sponsored by IFAD and which focussed on understanding the socio-economic conditions of the rural youth and what role IFAD should be play to assist them.
17. **COSOPs' review.** From the COSOPs' review, the IOE team obtained a perspective on the level of analysis that country strategies developed in the last decade comprise relating to the socio-economic conditions affecting the youth and the level of response to those conditions that country strategies offer to them. A review of appendix III of these COSOPs – the Results Management Framework (RMF) – enabled capturing how much the response offered by IFAD was then monitored through age disaggregated indicators at outcome and milestone levels. Being a joint document of partner governments and IFAD, the RMF indicators within COSOPs revealed what both partners are committing to be held accountable for in terms of pro-youth results.
18. **Regional portfolio performance reports.** From recent regional portfolio performance reviews prepared annually by each of the five regional divisions of IFAD the evaluation was able to understand how high the concerns of the rural youth are in the agenda of each division and how the various mixes of grants and loans are used to address them. From this review, "regional identities" emerged in terms of both levels of engagement and approaches applied in pursuing pro-youth development.
19. **Other organizations' work.** To learn about other development organizations' work with the rural youth and what lessons are emerging from their experiences, the evaluation reviewed their strategies, policies and guidelines as well as project and thematic evaluations, where available, and design documents. Out of this review, the team created synthetic institutional profiles and drew main lessons learned from their experiences which could be of value to IFAD's work. It also compared approaches, levels of engagement and the dimensions addressed with those of IFAD's work in order to capture how much work is being done, in which way it is done and how much still needs to be done. This led to profiling IFAD's comparative advantage in working with this specific target group within the current ODA scenario.
20. **Reflections for the future.** To answer the third question, the team verified the conclusions that the desk reviews came to through staff interviews and a rural youth survey.
21. *Staff interviews* aimed at understanding whether the conclusions the evaluation reached were corroborated by staff's own perceptions and whether suggestions for improvement would rely on staff ownership, were considered feasible and desired.
22. *The survey* was implemented in collaboration with the members of the Focus Group, selected CPMs and staff from IFAD-supported projects. It aimed at capturing the youth's aspirations for the future and their perspectives on what would make agriculture and life in rural areas appealing to them. It also aimed at understanding what the factors are that the youth perceive as barriers to the fulfilment of their own aspirations and what role IFAD could play in helping remove

them. Given resource constraints, the survey did not aspire to being representative of all the young beneficiaries of IFAD. It aspired to giving a chance to listening to the youth's voices and highlighting striking commonalities on priorities if these emerged.

23. The following networks, international events and projects helped identify young beneficiaries and administer the survey questionnaires for the purposes of this evaluation: the Africa-based Global Youth Innovation Network (GYIN)⁴ connecting young innovators worldwide, the International Workshop on Economic Integration and Social Participation of Rural Youth in Latin America and the Caribbean⁵ organized by IFAD and Procasur Corporation in November 2013, the Tonga Rural Innovations Project (TRIP) in Tonga through the Mainstreaming of Rural Development Innovations Programme in the Pacific Region (MORDI) team,⁶ the Project for Agricultural Development and Economic Empowerment (PADEE) in Cambodia⁷ and the Western Uplands Poverty Alleviation Project (WUPAP) in Nepal.⁸

Process

24. The evaluation followed an inclusive approach to its research involving various consultations and interactions with its primary stakeholders – IFAD staff.
25. **Focus Group.** Very precious contributors to the synthesis report were in particular the members of a Focus Group established for this evaluation – the youth focal points from each of the five IFAD regional divisions as well as staff from PTA and SKD. This Focus Group was involved throughout the evaluation process starting from the review of the draft concept note up to the preparation of the final report and the rural youth's survey. Its feedback was incorporated in all the draft documents that this evaluation produced.
26. **Close coordination with PTA's** parallel study on targeting the rural youth also enabled sharing information and cross-checking of preliminary findings for some of the country case studies that were undertaken at the same time.
27. **Peer review and learning event.** Finally, IOE peer reviewed the draft final report before its presentation to an in-house learning workshop for validation. Workshop's participants included IFAD staff from Headquarters and Country Offices, as well as external institutions and representatives of the rural youth.

Limitations

28. **Existing evaluative evidence is limited and refers to older project designs.** An intrinsic limitation of this Evaluation Synthesis was its reliance on existing evaluative evidence which is scarce for this theme in general and in IFAD's case in particular due to the Fund's only recently enhanced focus on the rural youth. The majority of available evaluations⁹ refer to older project designs where the youth were not a specific target group or provided diversified assistance. When they did, these did not reflect the Fund's newly acquired knowledge on pro-youth development or its stronger engagement in value chain development and collaboration with the private sector which, for example, are important pro-youth investments often included in the newer generation of portfolios. The evaluation sought to partly overcome this limitation by reviewing project designs that were developed in the last five years. This allowed understanding design trends and how acquired knowledge is currently generating new types of pro-youth interventions. The same copying strategy was applied to understanding the youth relevance of the IFAD grant financed programme, which has never been evaluated as yet

⁴ <http://www.gyin.org/>

⁵ <http://procasur.cl/procabakup/en/latest-news/601-key-moment-to-integrate-rural-youth-in-the-development-of-latin-america-and-the-caribbean.html>

⁶ <http://www.morditonga.to/>

⁷ <http://padee.org/>

⁸ <http://www.wupap.gov.np/>

⁹ None of the projects evaluated in the period 2003-2013 related to designs developed after the adoption of the 2011-2015 Strategic Framework's new principles of engagement.

(although an evaluation is ongoing at the time of this report writing). As a result, this Evaluation Synthesis relied solely on a review of global/regional or country grant design, completion or supervision reports to learn about their contribution to pro-youth development. The grants' review was the only one where the evaluation team could actually calculate how much of the IFAD resources were allocated to youth development. For the loan funded projects, a similar analysis was impossible as projects do not report age disaggregated budget allocations and expenditures. Taking only the amounts allocated to youth specific components would have been reductive as a result.

29. **Age disaggregated indicators are rarely monitored and reported against.** Another important limitation was the scarcity of age disaggregated indicators included within IFAD supported projects' monitoring and evaluation (M&E) systems, available usually for youth-specific components only, if at all. Therefore this evaluation relied on data on pro-youth results as reported by IOE evaluation teams as well as project progress reports and impact assessments, where available.¹⁰
30. **Global data on the rural youth is lacking.** It is worth mentioning, in this context, that global disaggregated data concerning the rural youth is affected by two main limitations. First, there are different definitions of "youth" as a group applied in each country. These may include from a minimum of 12 to a maximum of 40-year-olds. This fact leads to limited validity of cross country and cross regional comparisons as data refers to youth belonging to different age groups. For ease of reference, this evaluation applied the definition which was officially adopted by the General Assembly of the United Nations in 1981 and considers as 'youth' those "persons between the ages of 15 and 24 years, without prejudice to other definitions by Member States".¹¹ For its statistics, the evaluation consulted international databases such as that made available by the United Nations Department of Social and Economic Affairs, FAO and the International Labour Organization (ILO) and which rely on the data and thus the definitions adopted by national statistical offices. Second, the majority of global data available concerns the youth as a group without distinction between the young inhabitants of rural and urban areas. This affects the study of phenomena such as unemployment, under or overemployment in rural areas and analyses can be as strong and deep as data availability allows.¹²

III. Why investing in the rural youth?

31. Ongoing youth development discourse mentions more frequently the following five groups of facts to build an argument in favour of rural investments that are pro-youth:
 - (a) The current demographic growth pattern and the youth bulges of developing countries' population pyramids;
 - (b) The need for sustainable agricultural intensification to meet increasing food demands on one side and the reluctance of youth to work in agriculture on the other;
 - (c) The untapped potential of the youth for growth and development, particularly in rural areas;
 - (d) The need to pace the rural exodus and overseas migration for more balanced growth and development; and

¹⁰ Data available concerned primarily output-level and, in some cases, outcome-level results. Only in few cases, the projects sampled for this evaluation availed of impact data, which were retrieved by evaluation missions through project commissioned impact assessments and surveys.

¹¹ This definition was developed during preparations for the 1985 International Youth Year and was endorsed by the General Assembly through resolution No. 36/28 at its 36th session held on 13 November 1981 and further reiterated in subsequent deliberations (for example, A/40/256, para. 19).

¹² For further details on data availability on the rural youth, please refer to, for example, Kees van der Geest, Rural Youth Employment in Developing Countries: A Global View, FAO, 2010.

- (e) Social and environmental intergenerational equity considerations placing future generations as right holders and current generations as duty bearers.
32. The conclusions to which the above five groups of facts lead to echo within IFAD's Strategic Framework 2011-2015, IFAD's 2011 Rural Poverty Report and IFAD's 2013 Youth Policy Brief, among others, as well as in strategy and policy documents of other development aid partners. For this reason, the next paragraphs are dedicated to briefly presenting them.¹³

(a) Current demographic trends and the youth bulges of developing countries' population pyramids

33. **Summary of findings.** The main conclusion that this first group of facts leads to is that current demographic growth patterns are creating a world inhabited primarily (88%) by the citizens of developing countries¹⁴ by the end of the century. While urbanization is progressing worldwide (51 per cent of the global population lives in urban areas at present), a large part of these citizens and, in particular, those of the least developed countries¹⁵ will continue to be rural.¹⁶ Even if decreasing in terms of proportions due to decreasing mortality and fertility rates, the rural youth will keep increasing in terms of absolute numbers until the mid of this century. They will be born in many of the high fertility countries where at present 48 per cent of their population is below the age of 25.
34. The two main questions raised by this argumentation reflect the two sides of the same coin: first, will developing countries' rural economies be able to offer an increasing number of new labour market entrants (over 1 billion of them) with a decent job? Second, will these economies be able to take advantage of what is referred to as the "demographic window"¹⁷ and, in particular, of the "youth dividend", eradicate poverty and thrive? The three main groups of facts described below define the demographic phenomena that gave rise to these questions.
35. **(i) Most of population increase (3.7 billion people) will take place in developing countries.** According to the 2012 Revision of the official United Nations population estimates and projections,¹⁸ the world population of 7.2 billion in mid-2013 is projected to increase by almost one billion people within the next twelve years. It will reach 8.1 billion by 2025, 9.6 billion by 2050 and 10.9 billion by 2100.¹⁹ Almost all of the additional 3.7 billion people will live in developing countries - projected to rise from the current 5.9 billion to 8.2 billion by 2050 and 9.6 billion by 2100. They will be distributed among the population aged 15-59 (1.6 billion) and 60 or over (1.99 billion) primarily, as the absolute number of children under age 15 in developing countries will hardly increase. Globally, population aged 60 or over is the fastest growing especially in the less developed regions²⁰ (3.7 per

¹³ For a complete list of studies reviewed, please refer to the bibliography included in appendix I.

¹⁴ The term "developing countries" is used to designate countries in the less developed regions (please refer to Footnote 20 for a definition).

¹⁵ The least developed countries, as defined by the United Nations General Assembly in its resolutions (59/209, 59/210, 60/33, 62/97, 64/L.55) include 49 countries in 2013: 34 in Africa, 9 in Asia, 5 in Oceania and one in Latin America and the Caribbean.

¹⁶ UNDESA. 2011. World Urbanisation Prospects, the 2011 Revision. Geneva, 2011. The global rural population is expected to continue to rise up to 2021 reaching 3.4 billion people. A long term decline is expected to start around that time.

¹⁷ With *demographic window* is usually intended a period of time (which may vary but generally ranges between 30 and 40 years) when the working age population is particularly prominent within a country's population pyramid and dependency ratios are at their lowest point. For statistical purposes, the UN considers that the demographic window for a country is "open" when the percentage of the population below 15 years of age is less than 30% and the percentage of the population above 65 years is less than 15 per cent.

¹⁸ United Nations Department of Economic and Social Affairs. 2013. World Population Prospects: The 2012 Revision.

¹⁹ These results are based on the medium-variant projection, which assumes a decline of fertility for countries where large families are still prevalent as well as a slight increase of fertility in several countries with fewer than two children per woman on average.

²⁰ For statistical purposes, the designation "less developed regions" refers to all regions of Africa, Asia (excluding Japan) and Latin America and the Caribbean, as well as Melanesia, Micronesia and Polynesia.

cent annually in the period 2010-2015) and is projected to increase annually by 2.9 per cent before 2050 and 0.9 per cent from 2050 to 2100.²¹

36. **(ii) Population growth is expected to be dramatic in the least developed countries, particularly in sub-Saharan Africa (SSA) and South-Central and South-Eastern Asia** which are still far from reaching their demographic peak. Their population will double by 2050 and triple by 2100, growing from 898 million to 1.8 and 2.9 billion inhabitants.²² On the contrary, Eastern Asia's population growth should come to a halt (mainly China), the consequence of which is the challenge currently experienced in Europe, i.e. an ageing population.
37. At the country level, much of the overall increase between 2013 and 2050 is projected to take place in high-fertility countries, mainly in Africa, as well as countries with large populations such as India, Indonesia, Pakistan and the Philippines – all countries where over half of the population resides in rural areas.
38. **(iii) The youth will continue to be an important demographic group in rural areas.** Today's generation of young people is the largest in history: over 1.2 billion persons are 15–24 years of age, representing 17 per cent of the total global population (table 1). Eighty-seven per cent of them live in developing countries²³ – about 61 per cent lives in Asia (738 million), 18 per cent in Africa (217 million) and 9 per cent in Latin America (109 million). FAO estimates that 55 per cent of them lives in rural areas.²⁴ This means that the rural youth of the developing world comprise currently about 580 million people.

Table 1
2013 youth population by region

<i>Regions</i>	<i>Total pop. (bln)</i>	<i>Youth pop. (mln)</i>	<i>% of total reg. pop.</i>	<i>% of global youth pop.</i>
Africa	1.1	217	20	18
Asia	4.3	738	17	61
Latin America	0.6	109	18	9
Europe	0.7	87	12	7
North America	0.4	49	14	4
Oceania*	0.04	5	15	0.5
More developed	1.2	152	12	13
Less developed	6	1053	18	87
World	7.2	1,205	17	100

* Australia/New Zealand, Melanesia, Micronesia and Polynesia.

Note: Medium fertility variant, as of July 1, 2013.

Source: United Nations Department of Economic and Social Affairs. 2013. World Population Prospects: The 2012 Revision.

39. As figure 1 shows the youth bulges peaked in the least developed countries in 2005 already and are projected to decline steadily starting from around 2021, when also the global rural population is expected to peak at 3.4 billion and start a long term decline.²⁵ It is important to note, however, that urbanization and the demographic transition towards lower fertility and mortality rates are decreasing numeric importance of the rural youth in relative but not in absolute terms in most of the less developed regions. The exceptions are, in fact, Eastern Asia, South-Eastern

²¹ United Nations Department of Economic and Social Affairs. 2013. World Population Prospects: The 2012 Revision

²² In contrast, the population of the more developed regions is expected to change minimally, passing from 1.25 billion in 2013 to 1.28 billion in 2100, and would decline were it not for the net increase due to migration from developing to developed countries, which is projected to average about 2.4 million persons annually from 2013 to 2050 and 1 million from 2050 to 2100.

²³ ILO. 2012. The Youth Employment Crisis: Highlights of the 2012 ILC report.

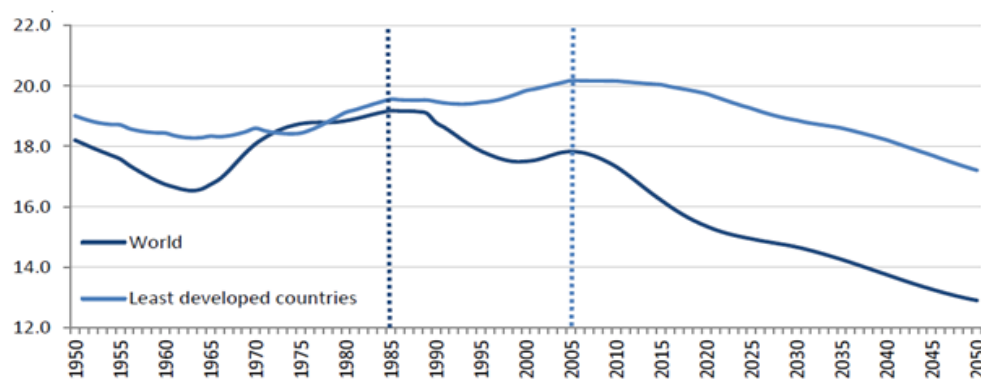
²⁴ FAO (2007) estimates show significant regional variations. For example, in sub-Saharan Africa and South Asia 70 per cent of the youth live in the rural areas.

²⁵ UNDESA. 2012. World Urbanization Prospects: The 2011 Revision. New York, 2012.

Asia and Latin America, where also the absolute number has already started to decrease in the past ten to twenty-five years.²⁶ In Latin America and the Middle East, in particular, the process of urbanization is very advanced (80 and 70% respectively), while in Eastern Africa and Southern Asia the majority of people (70-75%) still live in rural areas.²⁷ In SSA, fertility rates will likely remain high and life expectancy will not increase as sharply as in other regions until the mid of this century. Therefore the youth will continue to constitute a high proportion of the rural population in these sub-regions.

Figure 1

Share of youth in world population and least developed countries (1950-2050)



Source: UNICEF. 2012. When the global crisis and youth bulge collide. Team's own adaptation.

40. Table 2 presents UN projections for the youth shares of the world's population in 2015 and 2100, showing an increase of the absolute number of youth to 1.34 billion people, 88 per cent of which inhabits the less developed regions. Figure 2 shows the same UN projections disaggregated by region. These predict that the youth population of Africa will have surpassed that of Asia by the end of the century (603 and 514 million youth respectively). It is noteworthy, however, that these figures hide important differences within sub-regions. Although the rural youth are a relatively small group in Latin America, for example, in some individual countries like Paraguay, Guyana, Guatemala, Honduras and Haiti their proportions are similar to those of many African countries such as those in the Horn of Africa and the Sahel or of Southern Asia and are projected to remain so for a while.

Table 2

Share of youth by development region (projections 2015 -2100)

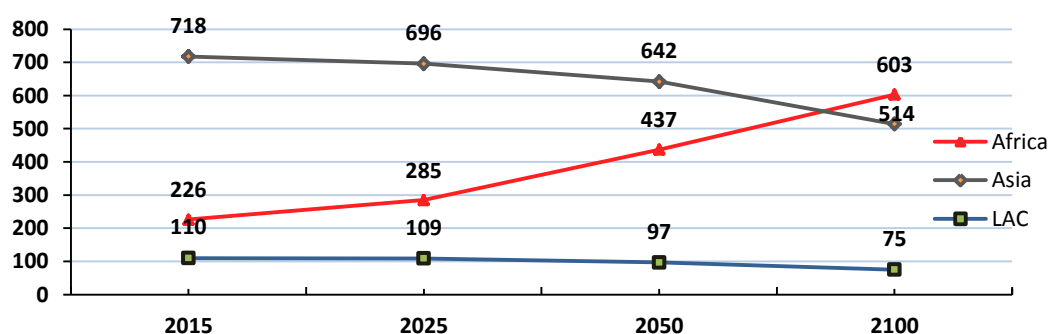
	2015			2100		
	No. (in billion)	% of total population	% of total youth	No. (in billion)	% of total population	% of total youth
World	1.147	16.3	100%	1.338	12.2	100%
Less developed countries	1	17.2	87.2%	1.2	12.4	89.7%
More developed countries	0.147	11.7	12.8%	0.138	10.8	10.3%

Source: UNDESA. 2012. World Population Prospects, the 2012 Revision. Team's own calculation.

²⁶ Kees van der Geest. 2010. Rural Youth Employment in Developing Countries: A Global View.

²⁷ UNDESA. 2011. World Urbanization Prospects, The 2011 Revision. Geneva, 2011.

Figure 2

Youth population growth (in million) – Regional trends (2015-2100)

Source: United Nations Department of Economic and Social Affairs. 2013. World Population Prospects: The 2012 Revision.

(b) Global food production and the need for agricultural sustainability

41. **Summary of findings.** The main conclusion this second group of facts leads to is that adequate integration of young people in the agricultural sector is a vital factor to realise the 70 per cent increase in food production by 2050 required by the world's growing population.²⁸ However, current agricultural development policies, strategies and programmes do not offer sufficient incentives to transform agriculture in a viable, rewarding business or tailored programmes targeted to young farmers. This lack of focus on young farmers comes with an overall investment neglect of rural areas which need, on the contrary, to become appealing to retain their youth and their potential in terms of agricultural modernization. Two are the main groups of facts cited in favour of this argument.
42. **(i) The farming population is aging.** Young people are abandoning agriculture and rural areas increasingly in search for better life and livelihoods opportunities in cities or abroad. This results in a significant and rising proportion of farmers across the world now being over 60 years old. For example, the average age of farmers in the US is 58,²⁹ 70 in Japan,³⁰ 60 in the Caribbean,³¹ over 50 in Latin America,³² 53 in Australia,³³ and 60 in Africa.³⁴ Less than 5 per cent of farmers are younger than 35 in Europe and all OECD countries are showing similar rates. While there are no data sets available for the whole Asia and Pacific region, national statistics show that 57 years is the average age of farmers in the Philippines³⁵ while 80 per cent of farmers in Thailand³⁶ and Indonesia are 45 years or older (box 1).³⁷ Amongst these older farmers, high proportions are women, in some countries.³⁸ Their husbands and children left the rural areas to seek for jobs elsewhere or died leaving both the agricultural activities and the care economy (caring for HIV/AIDS orphaned grandchildren for example) to them. These women are facing the consequences of overwork, food insecurity and climate change without targeted support.³⁹

²⁸ FAO. 2009. How to Feed the World in 2050. Issues Brief, High-level Expert Forum, 12-13 October 2009.

²⁹ USDA. 2012. 2012 Census of Agriculture.

³⁰ Economist. 2013. Farming in Japan. April 2013.

³¹ Ian Ivey. 2008. Caribbean Opportunities in Agri-business. CARICOM.

³² Giovannucci. 2011. Old Farmers, Migration, and the Decline of Agriculture as We Know It.

³³ Australian Bureau of Statistics. 2011. Australian Farming and Farmers

³⁴ Nedbank Capital. 2013. African Agriculture Review. June 2013.

³⁵ IRIN Asia. 2013. Filipino farmers - a dying breed? February 2013

³⁶ Thomas Fuller. 2012. Asia Pacific: Thai Youth Seek a Fortune Away From the Farm. New York Times. June 2012.

³⁷ Jöhr, Hans. 2012. Where are the Future Farmers to Grow Our Food?. International Food and Agribusiness Management Review Volume 15 Special Issue A. International Food and Agribusiness Management Association (IFAMA).

³⁸ HelpAge International. 2012. Policy Briefing by Mark Gorman. February 2012.

³⁹ Susana Lastarria-Cornhiel. 2006. Feminization of Agriculture: Trends and Driving Forces. Background Paper for the World Development Report 2008. November 2006.

43. **(ii) By not creating appropriate incentives, agriculture is losing the youth's contribution to its transformation.** The approaches needed to adopt sustainable technologies adapted to climate change, create dynamic farm and non-farm businesses, and establish linkages with urban markets are particularly suited to young people's energy, innate curiosity, capacity and readiness to be innovative. They require willingness to take risks.⁴⁰ Instead, the lack of incentive systems created by appropriate policies and volumes of investments⁴¹ that are not commensurate to the task of increasing production to ensure food security and transforming agriculture into a rewarding business is causing the sector's emerging age segregation and far too slow productivity gains.⁴² Seen in these terms, the food security challenge is not only about how much more food needs to be produced but also about how it will be produced and by whom.

Box 1

Indonesian youth are more interested in working in the cities

"According to the Agriculture Ministry, almost 80 per cent of the nation's 140 million farmers are now aged 45 or older, compared to an average age of 40 three years ago. Officials of this vast nation are starting to worry that if the trend continues, future food supplies will be affected. Indonesia, the world's fourth most populous nation, has committed itself to beefing up food security plans as a result.

It aims for self-sufficiency in rice by increasing output to 75.7 million tonnes by 2014 through improving yields and increasing crop areas in east Indonesia. The 2009 yield was around 50 million tonnes. But the broad plan does not address one of the major issues: retention of young farmers.

Farming is hard work in much of Indonesia, with planting, harvesting and threshing still done by hand using basic equipment". This manual labor has provided for the food security of the vast Indonesian archipelago for centuries. However, it does not provide an incentive for the youth to stay in rural areas.

Source: Lenita Sulthani. 2011. Ageing farmers threaten Indonesian food security, for Reuters. June 2011.

(c) The untapped potential of the youth for growth and development, particularly in rural areas

44. **Summary of findings.** The main conclusion that this group of facts leads to is that adequate investments are required to enable accumulation of human capital by the youth. This starts during their childhood years through access to basic social infrastructure and services such as health, education, water and sanitation, as well as adequate food and nutrient intake. It continues with tailored support to the school-to-work transition which helps enter the labour market confidently through demand-led vocational and other skills training as well as job placement programmes or business development services in the case of self-employment. When this accumulation does not take place, phenomena such as unemployment, over or underemployment and vulnerable employment do occur, leaving behind a permanently scarred generation. The direct correlation between child labour and vulnerable employment during youth and adulthood also clearly emerges in this context, along with the further destabilizing effects of high youth unemployment particularly in countries experiencing situations of fragility. Six are the main groups of facts cited to build this argument.
45. **(i) The human capital of the rural youth is not adequately built upon starting in their childhood years.** The capacities of young rural people, especially those of young women, to contribute to sustainable agriculture, food security and rural transformation remain often unrecognized within national budgets and programmes,⁴³ ignored even by anti-hunger policies.⁴⁴ Viewing the rural youth as passive recipients of food aid and other types of welfare assistance

⁴⁰ IFAD. 2013. Policy brief on improving young rural women's and men's livelihoods.

⁴¹ FAO in *How to feed the world by 2050* estimates that current volumes of investments by both private and public sector operators need to increase by 50% to meet global food demands.

⁴² Proctor, F.J. and V. Lucchesi. 2012. Small-scale farming and youth in an era of rapid rural change.

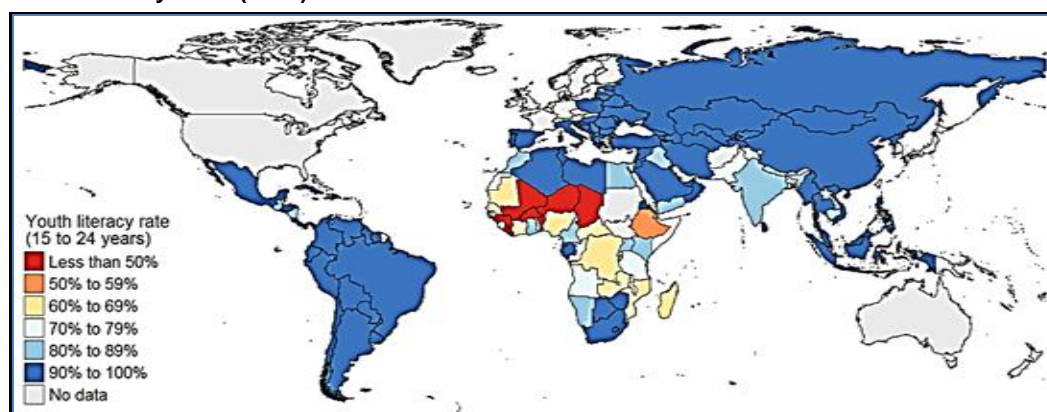
⁴³ Ibid.

⁴⁴ FAO. 2009. Rural youth: tapping the potential. FAO Rural Youth Development Programme.

means depriving the country of a deep pool of talent and energy available to reach national development goals. This talent needs to be nurtured during childhood, through formal schooling, to start with.

46. Figure 3 shows that less than 50 per cent of the youth are literate in certain countries of sub-Saharan Africa for example. When this happens, two main contributing factors are looked into: (i) the level of access to and the quality of education and (ii) the level of child labour prevalent in the country, with agriculture currently employing over 129 of the 225 million child labourers employed worldwide.⁴⁵

Figure 3
Youth literacy rates (2011)



Source: UNESCO. 2013. Institute for Statistics.

47. It is worth noting that these 129 million children do not include those that engage in age-appropriate, non-hazardous agricultural activities which do not interfere with schooling and the right to leisure. Particularly in the context of family farming and other rural family endeavours, this type of productive participation by children can be positive: it contributes to the inter-generational transfer of practical and social skills, to children's food security and can be a normal part of growing up in a rural environment. Child labour is completely different: it is defined by the ILO as "work that harms children's well-being and hinders their education, development and future livelihoods".⁴⁶ It needs to be eliminated because when children are forced to work long hours, their ability to attend school or vocational training is limited. This prevents them from gaining education that could help lift them out of poverty and access decent work opportunities in the future. Girls are particularly disadvantaged as they often undertake household chores following work in the fields and thus are bearing the consequences of physical overwork more than boys.
48. Presently, agriculture accounts for 59 per cent (or 70 million) of all children in hazardous work aged 5–17. These children work in environments where health and safety standards are low, and can cause sickness, injury or even death. Children are particularly at risk as their bodies and minds are still developing: they are more vulnerable to hazards such as pesticides and negative health consequences of their work can last into adulthood. This exposure undermines their future quality of life including employability and the quality of work opportunities they are offered.
49. **(ii) To limited human capitals correspond vulnerable, over or under employment and poverty.** In many parts of the developing world, youth are simply expected to work on the family land in the absence of other work opportunities. In countries where land fragmentation is impeded by law (for example, through inheritance law), the youth's access to land is constrained. In

⁴⁵ ILO, 2010, Accelerating action against child labour. Global Report under the follow-up to the ILO Declaration on Fundamental Principles and Rights at Work 2010.

⁴⁶ Ibid.

land-scarce areas with many landless families, agriculture's potential to absorb youth surplus labour is more limited. This results in what Hussmans et al (1990: 121) refer to youth "visible" underemployment.⁴⁷ This type of underemployment occurs also when there is a strong seasonality in the agricultural cycle and labour demand peaks only at certain periods in a year. During the slack season, the labour resources of a large part of the rural population remain underutilized. Seasonal migration and local occupational mobility are important strategies to combat periodic idleness (see para. 53). It is important to note, however, that in most countries for which data on quality of youth employment is available⁴⁸ almost half the young people result 'over-employed'. This is particularly true for young men who are working for others as paid employees. From this data, 'over-employment' and exploitation of young workers emerge as much as a problem in developing countries as underemployment.

50. **(iii) Poor quality jobs have a scarring effect on younger generations and contribute to inter-generational transmission of poverty.** Although the condition of 'over-employment' is not specific to the youth only, the effect of very long working hours is probably more damaging for young people, especially those aged 15-18. The ILO⁴⁹ warns against the "scarring effect" on youth of poor quality, subsistence jobs in developing countries and the prolonged unemployment and temporary job experiences accompanied by growing discouragement in the more advanced economies. It advocates for immediate remedial action⁵⁰ and the adoption of a decent work approach to youth employment promotion (box 2). Currently 152 million employed young people, live in households that earn less than the equivalent of US\$1.25 per day while 300 million of them earn less than US\$2 a day. These outnumber young unemployed people by a factor of four.

Box 2

The decent work approach to youth employment promotion

The term "decent work" was first used by the ILO in 1999 to give direction to its work. Subsequently, countries and the international community endorsed the term.^a In 2008, it became the core theme of the UN's Second Decade for the Eradication of Poverty (2008–2017). Decent work is defined as "productive work, undertaken in conditions of freedom, equity, security and human dignity".^b The concept rests on four "pillars": (i) employment creation; (ii) rights at work; (iii) social protection (comprising social security, occupational safety and health and working conditions), and (iv) social dialogue among governments, employers and workers on decisions affecting the world of work. Considered inseparable, interrelated, and mutually supportive, these four pillars are cut across by the themes of gender equality and non-discrimination and are found fundamental components of any effort to promote youth employment.

^a In 2005 it was endorsed by the UN World Summit and in 2006 by the United Nations Economic and Social Council (ECOSOC)

^b IFAD/ILO. 2012. Promoting decent and productive employment of young people in rural areas: A review of strategies and programmes.

Source: IFAD/ILO. 2012. Promoting decent and productive employment of young people in rural areas: A review of strategies and programmes.

⁴⁷ The authors distinguish two types of underemployment: visible and invisible. Visible underemployment refers to "insufficiency in the volume of employment" (measured in time units), while characteristics of invisible underemployment are "low income, underutilisation of skills and low productivity." Invisible underemployment in agriculture is a large problem in the poorest countries. This mainly results from low agricultural productivity. Due to unfavourable agroecological conditions, low levels of technology, poor market access and lack of investment capital, the returns to farm labour are often low in developing countries. FAO (2010) notes that there is paucity of data on invisible underemployment and as a result, most youth development discourse focuses on what is referred to visible underemployment.

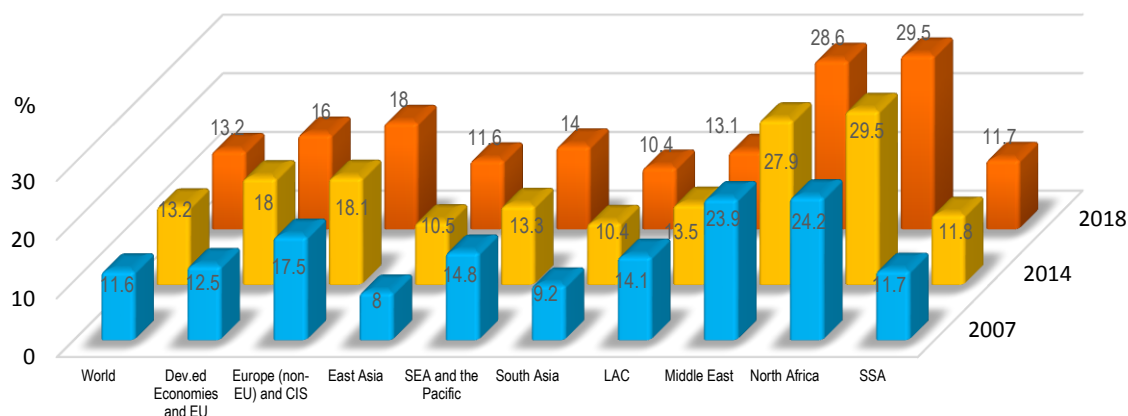
⁴⁸ For a list of countries see FAO, Rural Youth Employment in Developing Countries: A Global View, Kees van der Geest, March 2010. The study quotes ILO's 2009 report lamenting the almost complete lack of data on quality of youth employment disaggregated according to age, locality (rural / urban) and gender.

⁴⁹ ILO, Global Employment Trends for Youth 2013.

⁵⁰ ILO. 2013. Mobilizing Support for the Call for Action on the Youth Employment Crisis, Feb. 2013.

51. **(iv) Youth unemployment rose as a result of the 2008 crisis.** At present, youth are nearly three times more likely to be unemployed than adults⁵¹ - their global unemployment rate is estimated at about 13.2 per cent in 2013,⁵² rising from 11.6 per cent pre-crisis and projected to remain this high until 2018 (Figure 4) particularly in the Middle East and North Africa, Southern Europe, and parts of Latin America and the Caribbean. Youth make up about 60 per cent of the total unemployed in Africa⁵³ and half of those of Asia and the Pacific, while constituting only a third and a fifth of the labour force of these regions. While in some countries, youth unemployment rates are alarming, even in countries where it is low, it is still twice the national average or more.

Figure 4
Youth unemployment pre and post-crisis, projections



Source: Graph by the team; data retrieved from ILO Global Employment Trends 2014.

52. **(v) Rapid skills obsolescence caused by the state of "idleness" hampers youth's future labour market entrance.** It is estimated that 621 million young people are currently in a state of "idleness" worldwide.⁵⁴ This means that they are not in school, employed, getting trained or looking for work (they also referred to as "NEETs" – "not in education, employment or training"). Rates of youth idleness vary considerably across countries and between genders (figure 5), affecting between a minimum of 10 per cent (Tanzanian young men, for example) to a maximum of 60 per cent (Pakistani young women, for example), with young women finding themselves in this condition much more likely. Studies show that there is an inverse correlation between idleness rates and quality of employment offered⁵⁵ as idleness makes qualifications and skills obsolete very quickly and this further hampers entrance in the labour market⁵⁶ particularly in terms of decent work opportunities.
53. **(vi) High and protracted youth unemployment or exploitative employment can further de-stabilize countries with situations of fragility.**⁵⁷ Multiple and interconnected are the factors contributing to today's "situations of fragility" affecting the lives and livelihoods of about 1.5 billion people, inhabiting 47 countries.⁵⁸ Almost half of these are classified as middle income countries and host a third of the world's 1.2 billion poor. It is estimated that on average poverty

⁵¹ Ibid.

⁵² ILO. 2014. Global Employment Trends. Risk of a jobless recovery?.

⁵³ ILO. 2013. Global Employment Trends for Youth 2013: A generation at risk.

⁵⁴ World Bank. 2013. World Development Report 2013: Jobs.

⁵⁵ World Bank. 2006. World Development Report 2007: Development and the next generation.

⁵⁶ ILO. 2014. Global Employment Trends. Risk of a jobless recovery?.

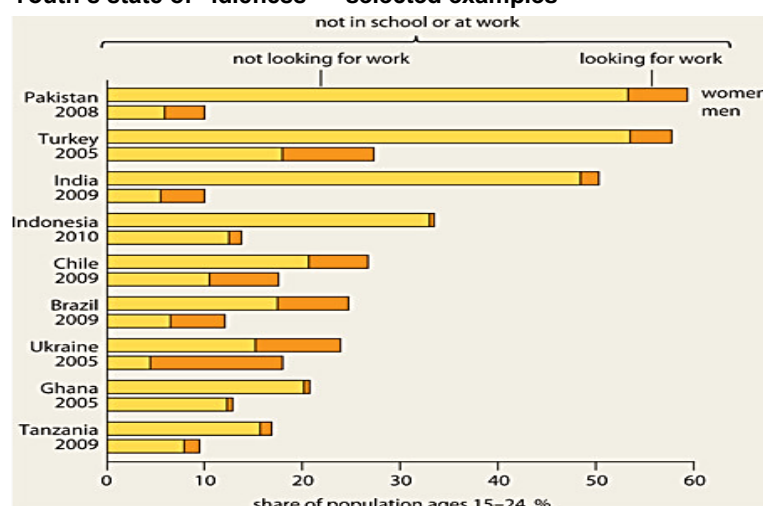
⁵⁷ Three are the data sources that were used to corroborate this argumentation: the 2011 WDR, Conflict, Security and Development by the World Bank, the 2014 Globally Employment Trends of the ILO and the 2013 World of Work publication, also of the ILO.

⁵⁸ While there is not one internationally accepted definition of "fragile state" or "situations of fragility", the evaluation used the data (and hence the definitions) made available by the OECD publication Fragile States 2013, resource flows and trends in a shifting world and World Bank's World Development Report 2011: Conflict, Security and Development.

affects 54 per cent of the population of fragile states while 22 per cent is the average poverty rate for low income countries as a whole. It is also estimated that for every three years that a country is affected by major violence, poverty reduction lags behind by 2.7 percentage points on average. For some countries affected by conflict, poverty has actually increased in the last decade and it is unlikely that low income, fragile states will reach any of the MDGs by 2015.⁵⁹

Figure 5

Youth's state of "idleness" – selected examples



Source: World Bank, World Development Report 2013: Jobs.

54. In common, many of these fragile states' demographic pyramids have large youth bulges whereby the age group between 15 and 34 years makes over 30 per cent of their populations and suffers from poor employment or unemployment conditions. Studies have shown that these conditions tend to increase Gini coefficients⁶⁰ and inequality is one of the drivers of conflict most frequently mentioned by respondents in citizen perception surveys such as those organized for the preparation of the World Bank's 2011 World Development Report, for example. While the debate over the relevance of "youth bulges" to conflict is longstanding⁶¹ and available data sets lead to conclusions that are not univocal, youth unemployment is consistently cited in citizen perception surveys such as those organized for the preparation of the World Bank's 2011 World Development Report as a motive for joining both rebel movements and urban gangs (Figure 6). Feeling more secure and powerful is also cited as an important motivator across countries, indicating that employment dynamics is determined not only by a search for income but also respect and status, involving social cohesion as well as economic opportunity.⁶² The World Development Report 2007: *Development and the Next Generation* pointed to how young people's initial failures in finding a job can lead to persistent joblessness, a loss of interest in further schooling, delayed family formation, mental distress, and "negative manifestations of citizenship." These findings emerged also from the 60,000 survey responses collected for the *Voices of the Poor Project*⁶³ where the presence of unemployed and frustrated young men in post-conflict situations was often linked to higher levels of violence, substance abuse, and gang activities.

⁵⁹ World Bank. 2011. World Development Report 2011: Conflict, Security and Development, Washington, 2011.

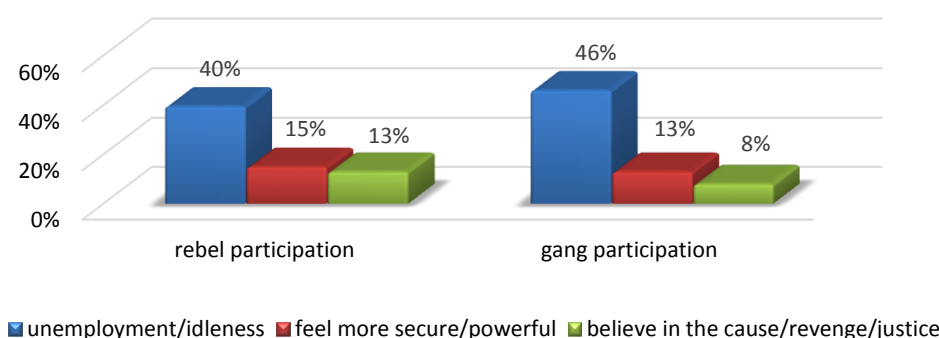
⁶⁰ ILO. 2012. Employment Working Paper No. 124, Geneva, 2012.

⁶¹ See for example Urdal, H. (2006), "A Clash of Generations? Youth Bulges and Political Violence", *International Studies Quarterly* (2006) 50, 607-629, Blackwell Publishing, USA. Also in Harvard University and Peace Research Institute Oslo, UNDESA, Expert Series, 2012/1 UNDESA.

⁶² World Bank, 2011, Ibid.

⁶³ Narayan, Deepa with Raj Patel, Kai Schaftt, Anne Rademacher and Sarah Koch-Schulte. 2000. *Voices of the Poor: Can Anyone Hear Us?* New York, N.Y.: Published for the World Bank, Oxford University Press.

Figure 6
Youth's reasons for joining rebel or gang groups



Source: World Bank. 2011. World Development Report 2011.

55. The recent empirical evidence⁶⁴ suggests, according to Urdal (2012), that youth bulges may be associated with increased risk of political violence, but that governments can mitigate this risk by providing better opportunities for young people, particularly in education and employment. Both are found critical, as there is evidence that expanding higher education without corresponding job opportunities for the more highly educated youth, could foster rather than mitigate political instability. The risks of political violence could also decline, Urdal argues, in countries experiencing fertility declines as they reduce the population dependency ratios. However, researchers hypothesize that the risks could remain high in countries of the Middle East, Africa and parts of Asia with sustained high fertility.
56. Indices such as the Social Unrest Index⁶⁵ calculated by the ILO for the "World of Work" report would corroborate this positive correlation between youth unemployment rates and social unrest.⁶⁶ However, analyses would indicate that stronger is the effect of overall unemployment rates in terms of increased risk of social unrest than that of youth unemployment alone.⁶⁷ Interestingly, survey data used for the calculation of this index showed that the 2008 financial crisis and subsequent economic downturn increased the social unrest risk for most countries and that increased risk levels remained even where GDP growth started recovering to pre-crisis levels fairly quickly.⁶⁸
57. This happens, the ILO 2014 edition of Global Employment Trends explains, when a "jobless recovery" takes place. As a demonstrative example, the ILO report offers an econometric simulation of the impact of growth options in terms of job gaps and

⁶⁴ Urdal, H. 2012. "A Clash of Generations? Youth Bulges and Political Violence", Harvard University and Peace Research Institute Oslo, UNDESA Expert Series, 2012/1.

⁶⁵ This is a composite indicator for national social health. Data for this indicator is sourced through the Gallup World Poll, a knowledge center based in Washington DC as their survey data covers a large set of countries (160, representing 98% of the global population), is comparable across countries and available as time series. Surveys relay respondents' confidence in government (given 35% weight within the index), standard of living (20%), personal freedoms (20%), job opportunities (20%) and access to the Internet (5%). The social unrest index was regressed against economic growth (GDP), inflation, income level (GDP per capita), unemployment, debt as a share of GDP, and income inequality (Gini index). Economic growth and income level were expected to reduce the risk of social unrest, while debt, unemployment, inflation and inequality were expected to increase it. "It is important to bear in mind" states the report "that the availability of strong democratic channels through which the public can express their concerns and frustrations – rule of law, civil society, unions and other democratic institutions – tends to reduce the risk of social unrest. In parts of the world where there is no strong democratic tradition, the likelihood of social unrest could be higher than captured by this index". ILO. 2013. World of Work Report 2013 – Repairing the economic and social fabric, 2013, Geneva page 16.

⁶⁶ Ibid.

⁶⁷ It is important to highlight that the index does not reflect the mitigating effect that good governance has vis a vis the risk of social unrest. When national institutions have a long standing tradition and capacity to provide appropriate venues to express grievances, the risk of social unrest decreases considerably.

⁶⁸ Ibid. The report presents risk levels for each region and highlights that the risk of social unrest is the highest among the EU-27 countries and the lowest in East Asia, South East and the Pacific. SSA and LAC are showing a very positive decrease thanks to good economic performance in the first and a combination of expansionary fiscal policies and an increase in commodity prices in the second.

per capital GDP change rate in the NEN region. The findings of this simulation are summarized in table 3. This table shows that raising the employment rate for both young workers and women to the global average (option 3) would increase employment by more than 58 million and add more than 20 per cent on average to per capita income levels. Option 2, reducing youth unemployment rates by half, would increase employment by 3 million, while option 1, maintaining youth unemployment rates at current levels (i.e. preventing the expected increase over the next few years) would have limited positive impact on GDP per capita levels (around 0.3 per cent) and still lead to a gap of 580,000 jobs.

Table 3

Impact of policy measures that favour employment among youth and women on jobs gaps and GDP per capital change rate in the NEN region – a simulation exercise

<i>Options</i>	<i>Jobs gap (thousands)</i>	<i>Change in GDP per capita (%)</i>
1. Maintain youth unemployment at current levels	–580	+ 0.3
2. Reduce youth unemployment rate by half	3 019	+ 1.1
3. Increase employment-to-population ratio for women and youth to global average	58 202	+ 20.1

Source: ILO. 2013. Trends Econometrics Models, October 2013; ILO staff calculations.

58. This simulation exercise is particularly interesting as the region features the world's highest youth unemployment rate – 27.2 per cent in the Middle East and over 29 per cent in North Africa in 2013– and, at the same time, the world's lowest rates of labour market participation by women (25 per cent in North Africa and less than 20 per cent in the Middle East). Here the backdrop of these phenomena is relatively high education spending levels which do not result, on average, in adequate skill sets. Skills mismatches also occur with education institutions offering courses and students choosing subjects that are irrelevant to the labour market. As a result, NEN's new labour market entrants often turn out to be either over-qualified (if they have access to good quality education), under-qualified (if they belong to disadvantaged families) or not qualified at all (if they chose subjects that are not in demand) for the types of jobs their countries' economies are able to offer. Further, the fact that only a few possess the skills actually required by local businesses creates substantial wage premiums, with the private sector facing both supply and price constraints in hiring the workforce needed to expand and successfully compete at the international level.
59. It is noteworthy that the risk of social unrest for the NEN region peaked in 2008 (recording an increase in the index by 14% between 2006 and 2008), further worsened during the crisis and is remaining slightly elevated at present compared with the pre-crisis period. Observers of the Arab Spring events largely ascribed their origin to the large presence of well educated, jobless youth in the region claiming stronger and more transparent participation in political and economic life. A recent study conducted for the Brookings Institute and based on the findings of a survey among Egypt's engineering students possibly added further depth to this consideration.⁶⁹ The study showed that the Arab Spring phenomenon was not only possibly connected to youth's claims for jobs and political freedoms but also to the intense perception of inefficiency and unfairness that the youth felt *vis-à-vis* a labour market (both private and public) that allocates jobs based on personal recommendations and not qualifications. The study also showed that the long standing practice of securing youth employment through public administration jobs, remunerated with wages much higher than those of the private sector, fuelled expectations of public employment which was not affordable by the State any

⁶⁹ Akira Murata. 2014. Designing youth employment policies in Egypt, Working Paper 68, Global Economy and Development at Brookings, January 2014.

longer. These expectations turned, on one side, into a disincentive for educated young Egyptians to seeking alternative opportunities and, on the other, for the private sector to offer decent work conditions.

(d) The need to pace the rural exodus and overseas migration

60. **Summary of findings.** The main conclusion this group of facts leads to is that increasing the liveability of rural areas is a necessary but not sufficient condition to keep the young population from migrating. For the adult population, migration to cities or abroad is mainly a coping mechanism to escape unemployment, poor working conditions, conflict, natural disasters and poverty. For youth, it is also an effective way to improve social status, learn new skills, and transit into adulthood. The so called "pull and push factors" determining the choice to migrate, as a result, relate to the scarcity or abundance of opportunities not only for a better life and livelihoods opportunities but also to feel a sense of pride, self-respect, and be viewed as leaders by their families and their broader community of origin. Rural areas need to offer all of these pull factors to retain their youth. Two are the main groups of facts cited in favour of this argumentation.
61. **(i) Youth find often rural areas uncomfortable, isolated places to live in where options are limited and mind-sets adverse to change such as transformation of gender roles.** Seventy-two percent of developing countries' governments report implementing policies aimed at modifying the spatial distribution of their populations with particular emphasis on finding ways to reduce migrant flows to large cities.⁷⁰ Currently, there are just slightly more urban dwellers than rural dwellers worldwide. In 2050, the world population is expected to be 69 per cent urban, with 6.3 billion people living in urban areas. The projected 2.9 billion increase in the urban population will occur almost entirely in the less developed regions, particularly in Africa and Asia where currently the majority of people still live in rural areas.⁷¹ Many young rural people who migrate to cities express disinterest in rural life in general, associating it with unproductive work or poor working conditions and a lack of social, cultural and recreational options.⁷² Young women, in particular, may be pushed out of rural areas by the disadvantages they face not only as a result of their age but also their gender. Poor access to land, credit and markets is compounded for them with traditional attitudes about their roles in their families and societies which tend to be strong in rural areas and can consign them to a lifetime of drudgery and servitude. As a result, motivating them to stay means not only creating decent work conditions but also helping them transform gender beliefs and attitudes in their families and communities.
62. **(ii) Domestic or foreign urban labour markets may reveal saturated and expose the youth to serious human security risks.** In 2013, 30% or 70 million of the world's 232 million international migrants were below the age of 29 and there were 94 young women for every 100 young men.⁷³ Regionally, differences exist (figure 7). In Africa, Latin America and the Caribbean, and Asia and Oceania, 20-24 year olds represent approximately 40 per cent of the total adolescent and youth international migrant population while in North America and Europe, they account for approximately 47 per cent. The majority of young migrants (60 per cent) live in developing countries. However, the number of youth migrants aged 15-24 as a percentage of the total youth population varies considerably by

⁷⁰ United Nations, DESA, Population Division. 2010. World Population Policies 2009, New York, 2010. The Population Policy Data Bank used for the publication comprises official government responses to the United Nations Inquiry among Governments on Population and Development provided during the most recent inquiry conducted in 2008. The report records large regional differences - in Oceania, 83 per cent of countries have such policies, in Africa 77 per cent, in Asia 66 per cent and in Latin America and the Caribbean 68 per cent.

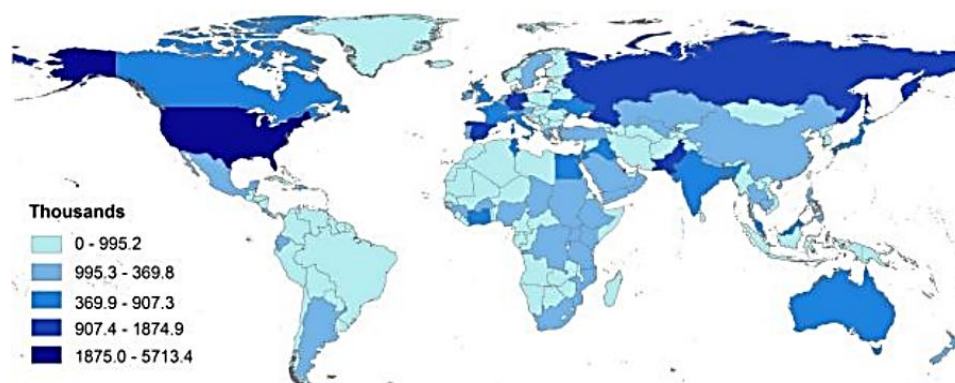
⁷¹ Ibid.

⁷² United Nations. 2013. World Youth Report: Migration and Development. and United Nations. 2011. International Migration in a Globalizing World: The Role of Youth.

⁷³ Ibid.

development level. In 2013, youth migrants accounted for 9.1 per cent of the total youth population in developed countries, but only 1.4 per cent in developing countries.⁷⁴

Figure 7
Number of adolescent and youth international migrants (2011)



Source: UNICEF. 2011. Adolescents, Youth and International Migration: Figures and Facts.

63. When the rural youth arrive to cities in their countries or abroad, in some cases they are able to access to jobs and training opportunities that are unavailable in their communities of origin. These youth prosper and send back large remittances to their families contributing to their wellbeing and that of their communities – an annual cash flow which is now amounting cumulatively, for its international component, to three times the total ODA (US\$414 billion in 2013). Most successful are the young migrants that offer skills that are not available within the receiving labour markets and the initial “brain drain” which is recorded by the sending communities is then offset by the “brain gain” which takes place when the migrants return home either physically or “virtually” (through ICT) and make their acquired skills and experiences available to their communities.⁷⁵ In other cases, young migrants soon discover that they lack the skills, education and networks to compete for decent employment in already saturated urban job markets.⁷⁶ In addition, they realise that they do not avail of the traditional social safety nets that they have back home to fall on in case of need.
64. By expanding the pool of young urban job seekers, the rural youth actually reduce the pressure on employers to offer competitive incomes and work standards to their workers. In the case of international migration, these cases occur when the young migrants received partial or distorted information on the receiving country’s labour market needs, which was often provided by human traffickers and not legal migration agents.
65. Young rural women face particular barriers while entering the labor market when they migrate because of their often lower levels of literacy and exposure and thus experience with the market dynamics themselves. They are particularly vulnerable when they belong to ethnic minority or refugee groups.⁷⁷ They may find work in domestic settings or small businesses where they are more commonly exploited. Increasingly, they become victims of human trafficking accounting for about 75 per cent of trafficked humans.⁷⁸

⁷⁴ Ibid.

⁷⁵ Ibid.

⁷⁶ IFAD. 2013. International Youth Day 2013: Spotlight on the risks and opportunities facing today’s young migrants.

⁷⁷ James, C., and S. Atler. 2003. Trafficking of young women. In *Highly Affected, Rarely Considered: The International Youth Parliament Commission’s Report on the Impacts of Globalisation on Young People*.

⁷⁸ United Nations Office on Drugs and Crime (UNODC). 2012. *Global Report on Trafficking in Persons*.

(e) Social and environmental intergenerational equity

66. **Summary of findings.** The intergenerational equity debate places future generations as right holders and current generations as duty bearers in acknowledgment of the fact that the latter are managing the natural and economic resources of the former. The debate points out that the current generation's choices in terms of production modes deplete or preserve such resources and thus determine the future generations' ability to create prosperity for themselves. Youth organizations highlight the importance of enabling their participation in identifying both the issues and the solutions within this debate. Two are the main groups of facts cited for this argumentation.
67. **(i) Poverty eradication is central to the future generations' debate.** The future generations' debate points out that tackling poverty remains central to intergenerational equity considerations: when the present is a fight for survival it is simply impossible to invest in the future and thus the intergenerational transmission of poverty takes place. Improving the lives of current generations is therefore pertinent to generations to come, not just environmentally but also socially and economically.
68. **(ii) Youth representatives need to sit at the table when policies and strategies are in the making.** Youth organizations⁷⁹ emphasize that, in the past, social intergenerational equity existed through parents working to offer their children at least the same opportunities that they did enjoy, if not more. Yet, the 2008 global financial crisis and the subsequent economic downturn showed that the next generation is growing up with fewer socio-economic opportunities. For example, they have fewer jobs, lack the ability to purchase a home or further their education and they do not have access to pension funds. They are facing economic and environmental challenges that are far greater than those of their parents or grandparents. They are facing climate change, pollution, public debt and social budget cuts, to name a few, and did not participate in either causing these problems or finding the solutions to them. Within this context, youth organizations find it of paramount importance that youth voices be heard in national, regional and international contexts particularly when policy and programmatic solutions are decided upon.

⁷⁹ World Future Council. 2013. Intergenerational Equity: Bringing Future Perspectives to the Status Quo.

Key points

- Ongoing youth development discourse mentions more frequently five groups of facts to build an argumentation in favour of pro-youth rural investments.
- Current demographic trends show that over half of the 1.3 billion youth will be from Africa in 2100 while a little less than half will be from Asia. The youth in terms of proportion of the global population peaked in 2005 and will continue to decrease in most countries. In absolute terms, the youth will continue to grow until the mid of the century in high fertility countries, particularly SSA and Southern Asia and reach 1.3 billion at the end of the century.
- Developing countries will be able to take advantage of their youth dividend only if adequate investments are made in their human capitals and in providing decent work opportunities.
- The estimated requirement of a 70% increase of food supply to meet the demand of a growing population by 2050 can be met only if sustainable increases of agricultural productivity materialize. Agriculture will need to become a financially rewarding business to be able to attract the capacity to innovate and take risks of the youth.
- Youth specific constraints to farming need also to be addressed such as access to land or credit.
- When human capitals are limited, the youth potential for innovation and transformation is undermined, particularly in rural areas. Tackling the issue of youth unemployment, over or underemployment particularly in fragile situations helps decrease Gini coefficients and stabilize communities, reduce social unrest risk and also pace the rural exodus and overseas migration for more balanced growth and development.
- Social and environmental intergenerational equity considerations placing future generations as right holders and current generations as duty bearers see the current generation as the manager of future generations' resources and thus the decision maker over their possibility to create prosperity for themselves. For this reason, youth organizations claim their legitimate seat at the table when development issues and solutions are identified.

IV. Assessment of IFAD activities

A. History of IFAD's engagement with the rural youth

69. **Summary of findings.** To identify the various milestones that marked the evolution of IFAD's approach towards youth development in the period 2003-2013, the evaluation reviewed the most relevant policies, strategy documents and guidelines prepared during this time span. The review indicated that IFAD started enhancing its focus on the rural youth around 2003-2004, with the introduction of its Rural Enterprise Policy. This was confirmed by a review of COSOPs which increasingly elected the youth as the target group to pay special attention to starting from 2005-2006 onwards. However, the Strategic Framework of 2010 emerged as the most important milestone in terms of the Fund's attention and commitment to promoting youth development. Around that time, IFAD engaged in a multitude of studies and events to better understand its positioning and comparative advantage in working with this specific group of beneficiaries – a process that led to mainstreaming youth across most of the country programmes and culminated in the issuance of a youth policy brief and the production of a guidance note on how to design pro-youth investments in 2013.

(a) Review of IFAD policies, strategies and guidelines

70. Out of 32 relevant policies, strategies and guidelines developed in the period 2003-2013 and reviewed for this evaluation,⁸⁰ 14 include explicit references to the rural youth. Of these, three present considerable details on pro-youth development, one mentions the issues affecting the youth together with those affecting other

⁸⁰ For a complete list of the policies, strategies and guidelines reviewed by this evaluation please refer to annex III.

vulnerable groups and two are exclusively about how to promote rural youth development. These are briefly presented below.

71. **(i) The 2004 Rural Enterprise Policy highlighted the importance of the off-farm sector for the rural youth's livelihoods.** The socio-economic conditions affecting the rural youth are described throughout this policy and justify the focus on supporting micro and small enterprises (MSEs), vocational training and the off farm sector in particular. In particular, the policy states that young adults — both non-graduates and, in some countries, young graduates — constitute a large proportion of those who are increasingly affected by poverty.
72. "Due to lack of supportive economic conditions (low economic growth) as well as sector- and labour-market imperfections, many young people are unable to find employment and are therefore obliged to migrate towards congested urban centres in search of work. Apart from the loss of human capital that out-migration causes, it is increasingly recognized that young people represent an insufficiently tapped entrepreneurial source that might contribute to resolving the problem of unemployment in the rural areas."
73. The Policy recognizes that "the reduction of poverty in the rural areas is increasingly linked to the ability of poor rural people – especially rural women and unemployed/underemployed youth - to diversify and complement their sources of income through off-farm MSEs (processing, trading, manufacturing and services, etc.). The off-farm sector may represent a new and/or better source of income, especially for the most marginalized and vulnerable strata of the rural population, e.g. rural women and youth and the landless poor, who represent an important part of IFAD's clientele."
74. **(ii) The 2008 Policy on improving access to land and tenure security acknowledges that decentralized land registration processes are better able, under most circumstances and settings, to address inheritance practices and recognize and protect the rights of the most vulnerable such as the youth.** The policy recognizes women's and young people's rights and the territorial rights of ethnic minorities and indigenous peoples as cross cutting issues. Learning from past IFAD experiences,⁸¹ the policy highlights the importance of acknowledging that rights are often overlapping and create bundles of rights linked to a plurality and diversity of social relations between people, at diverse levels, including at the intra-household level (women, men, young people) which need to be taken in consideration when designing projects that aim at expanding access to land.
75. **(iii) The 2010 Strategic Framework committed IFAD to mainstream youth concerns across every area of engagement identified for the period 2011-2015.** The Strategic Framework elected "creating viable opportunities for the rural youth" as its fifth principle of engagement. It also committed IFAD to increase the youth's role in decision-making and to strengthen their organizational capacity as its third principle of engagement. This commitment stems, according to the Strategic Framework, from the recognition that the youth are a major asset for the prospects of rural economies and of developing countries and that securing opportunities for them to overcome poverty is currently a considerable challenge in most regions.
76. **(iv) The 2012 Policy on Gender Equality and Women's Empowerment pays particular attention to the socio-economic conditions of young women and girls.** The policy highlights the importance of: (i) listening to their views while

⁸¹ This was based on a review of the 300 projects approved and supported by the Fund between 1993 and 2004. The exercise identified 85 projects that addressed access to land in one or more of their components, 35 of which were then analysed in depth. The review highlighted that past operations focussed on the land rights of women, youths, pastoralists and indigenous peoples and on secondary and communal rights in particular.

designing project support; (ii) working with the entire household to identify new roles and relations and address issues of gender and intergenerational equity; and (iii) using quotas selectively (for example, to establish membership of rural organizations) to foster change while building young women's leadership capacities.

77. **(v) The 2013 Policy Brief on Improving Young Rural Women's and Men's Livelihoods – *The most sustainable means to a brighter future* -explains the reasons why investing in the rural youth should be a priority** and elaborates on the most effective policy approaches to use for this purpose. The policy brief highlights the importance of assisting the youth in: (i) participating in decision making of their societies; (ii) accessing decent work opportunities, both on and off farm; and (iii) accessing market-relevant education and training. The policy brief also stresses the importance of increasing the liveability of rural areas by adopting integrated territorial development measures and enhancing the youth's options as migrants such as establishing low-cost remittance transfer systems and measures to enhance their safe arrival to their destination countries.
78. **(vi) The 2013 Guidance Note on Designing Programmes that Improve Young Rural People's Livelihoods reflects the policy options offered in the Youth Policy Brief** and outlines the key steps required at design stage for effective pro-youth development. These steps underline the importance of: (i) involving the youth throughout the design process; (ii) conducting accurate socio-economic analyses that describe the youth specific development opportunities and constraints; (iii) adopting a comprehensive approach to promoting youth's development in general and a decent work approach to promoting their employment in particular; (iv) mainstreaming youth considerations across components and sectors and (v) enabling the rural youth's participation in the projects' management and organizational set-ups. Paramount would be also the adoption of M&E systems that report on data disaggregated by age.

(b) Review of studies and events

79. Numerous have been the studies and events organized by IFAD on the theme of youth development in recent years. These led to increasing the Fund's knowledge base on the rural youth and understanding its comparative advantage in assisting partner governments in addressing this target group's specific needs and building on their strengths. The main ones are presented below in chronological order.
80. **(i) The Governing Council's meetings in 2007 and 2011 dedicated specific attention to discussing the theme of rural youth development** - a roundtable on "Generating remunerative livelihood opportunities for rural youth" was organized for the GC of 2007 while for that of 2011 panel's discussions and side events were dedicated to the topic of "Feeding future generations: young rural people today – prosperous, productive farmers tomorrow". In the latter event, the youth and their organizations were given the opportunity to discuss with prominent activists, newpersons, academia and government and non-governmental representatives the issues affecting their lives in rural areas and as farmers and off farm entrepreneurs (box 3). On this occasion, the IFAD President reiterated that "investing in rural youth in developing countries is vital to eradicating poverty and ensuring global food security. Supporting young women and men is critical to overcoming larger challenges" and the 2012 Report on the Consultations on IFAD's Ninth Replenishment confirmed IFAD's commitment to pay special attention to the rural youth in its operations.

Box 3
IFAD's 2011 Governing Council

IFAD dedicated both the high level panel and the side events' discussions to debating youth development at its 2011 Governing Council meeting. "In rural areas ... young people are the next generation of farmers, producers and workers" IFAD President Kanayo Nwanze pointed out in his opening statement. "Give them the skills and confidence they need to run profitable farms or start businesses, and they will become the upstanding citizens and community leaders of tomorrow. Ignore them, and they will have little option but to leave their homes and families to search for work in the cities, seeking better lives but often finding only more misery". Participants pointed out that creating the environment and the incentives that encourage young rural women and men to choose agriculture is fundamental, while ensuring that young women contribute to the rural development process and share the rewards is not only an equity issue but also a development priority in economic terms. The debate revolved around leveraging agricultural investments through rural education and training while involving young people in decision-making and employment generation policies at local and national level.

Source: IFAD. 2011. Feeding future generations: Young rural people today – prosperous, productive farmers tomorrow – Thirty-fourth Session of IFAD's Governing Council, February 2011.

81. **(ii) In 2010 IFAD commissioned a study on "Creating opportunities for young rural people. Investing in the future"⁸² which highlighted the urgent need to intensify efforts to unleash rural youth's energy and creativity.** The report concluded that the "rural youth, especially young women, need to be empowered to become agents of innovation and social actors capable of developing new, viable models of rural development. [...] Given the enormous challenges young people face, support should be increased in the future and rural youth mainstreamed in all IFAD policies and programmes". (Box 4).

Box 4
Investing in the future: creating opportunities for young rural people

Bennell offered eight recommendations to further improve IFAD's pro-youth development outcomes:

- (i) **The rural youth, and especially young women, need to be empowered** to become agents of innovation and social actors capable of developing new, viable models of rural development.
- (ii) **The rapid scaling up of rural youth development policies and programmes must be based on a multi-sector approach with close coordination and partnerships** with a wide array of public and private organizations.
- (iii) **Youth networks and partnerships should be strengthened and effectively used** at local, national and international levels.
- (iv) **The development of coherent, comprehensive national policies on rural youth should be a top priority** for all governments, backed up by more research.
- (v) **The prominence of national action plans for youth employment should be increased**, and these should be fully embedded in other key national planning documents, especially Poverty Reduction Strategy Papers (PRSPs), developed with the participation of the youth.
- (vi) **The knowledge base of what works needs to be strengthened** rapidly, especially with regard to innovative, strongly pro-poor rural youth development projects and programmes that have been successfully scaled-up.
- (vii) At both the national or sub-national level, where rural youth can be identified as a high-priority social category with distinct development and livelihood improvement needs, IFAD should concentrate on **developing strategic partnerships with other organizations**. Given the enormous challenges that young people face, the support should be intensified in the future with **rural youth mainstreamed in all IFAD policies and programmes**.

Source: Bennell, P.S. 2011. Investing in the future: Creating opportunities for young rural people.

⁸² Paul Bennell. 2011.

82. **(iii) The Rural Poverty Report prepared by IFAD in 2011 reflects Bennell's recommendations** and makes ample reference to the situation of the youth throughout the text while offering a wealth of analysis and details on the possible options for support (box 5).

Box 5

New realities, new challenges: new opportunities for tomorrow's generation

IFAD's 2011 Rural Poverty Report points out that certain groups – particularly rural women, youth, indigenous peoples and ethnic minorities – are often disproportionately held back by disadvantages rooted in inequalities. Addressing these disadvantages, the report argues, requires building people's assets and strengthening individual and collective capabilities. At the same time, it requires creating locally available opportunities. Smallholder agriculture and the rural non-farm economy are the flywheels of rural poverty eradication, according to the report, and four are the key actions required to make them work for this goal's achievement:

- (i) **Improve the overall environment of rural areas.** Rural areas should be places where people can find greater opportunities and face fewer risks, and where youth can build a future;
- (ii) **Reduce the level of risk that poor rural people face and increase their risk management capacity** as shocks are a major factor contributing to impoverishment
- (iii) **Invest in education** for women, men, young people and children to develop the skills they need to take advantage of new economic opportunities in agriculture, in the rural non-farm economy, or in the job market beyond the rural areas. Investment is particularly needed in post-primary education, in technical and vocational skills development, and in reoriented higher education institutes for agriculture; and
- (iv) **Strengthen the collective capabilities of rural people** to give them the confidence, security and power to overcome poverty.

Source: IFAD. 2010. Rural Poverty Report 2011: New realities, new challenges: new opportunities for tomorrow's generation.

83. **(iv) The Report on IFAD's Development Effectiveness (RIDE) 2012 highlighted the quality assurance reviewers' general agreement that the rural youth as a target group fit well with IFAD's overall mandate.** Nonetheless, it pointed out that questions were raised during the quality assurance process about IFAD's experience, comparative advantage and policies when seeking specifically to improve the lives of young people through project designs. In response, IFAD's the Programme Management Department committed to developing a study to identify best practices in this area and which is ongoing at the moment of this report writing.
84. **(v) The 2012 Farmers' Forum⁸³ put youth perspectives on agriculture and life in rural areas in the spotlight.** This decision was in response to the recommendations arising from the 2010 Farmers' Forum which emphasized the urgent need of a greater focus on youth issues in programmes and policies and a stronger participation of young rural people themselves – and young rural women in particular – in decision-making processes. A special preparatory session with young farmers' representatives (60 per cent of whom were young women leaders) was informed by the conclusions arising from studies and regional consultations organized within a pilot project executed by a youth-owned INGO, the *Mouvement International de la Jeunesse Agricole et Rurale Catholique* (MIJARC),⁸⁴ in collaboration with FAO and IFAD.⁸⁵ The discussions held during this session led to the adoption of a Youth Declaration including recommendations for IFAD and partner governments (box 6).

⁸³ The Forum represents a bottom-up process of consultation and dialogue among small farmers, IFAD and Governments.

⁸⁴ MIJARC stands for *Mouvement International de la Jeunesse Agricole et Rurale Catholique* or International Movement of Catholic Agricultural and Rural Youth and is an international non-governmental organization, an education and training movement and a rural development organization run by and for young people

⁸⁵ Available at <http://old.mijarc.net/index.php?id=232>

Involving farmer organizations' networks at national, regional and global level, the project *Facilitating Access of Rural Youth to Agricultural Activities* aimed at better understanding the specific challenges facing poor young women and men in agriculture in Africa, Asia and Latin America and translating this enhanced understanding into specific proposals and recommendations to governments and development partners. The project used an on-line *mapping exercise* to identify existing young farmers' organizations in the three continents and an on-line *survey* to identify specific needs, challenges, expectations and aspirations of the youth while entering into farming.

The survey questionnaire was prepared on the basis of the findings of a *desk study*, analyzing past and existing programmes and initiatives addressed to rural youth in developing and developed countries. *Regional Consultation Meetings* in each of the three continents provided the opportunity to discuss the results emerging from the mapping exercise and the survey and formulate region specific recommendations. These merged into the *Youth Declaration* adopted at the 2012 Farmers' Forum. The declaration advocated for young farmers' stronger representation in FOs, policy making, project design, implementation and M&E processes. It also called for increased technical and financial support to build youth organizations' own capacities.

In addition to recommending increased amounts of resources dedicated to youth specific interventions, the declaration stressed the importance of enabling youth's access to natural resources, particularly land, as well as markets, financial services and knowledge; for example, by including the introduction of agriculture in school curricula, from primary education onwards.

Source: MIJARC. 2011. Pilot Project: Facilitating Access of Rural Youth to Agricultural Activities and 2012 Farmers' Forum Report. IFAD.

85. **(vi) What is most striking about the conclusions to which the MIJARC project came to is that the majority of the rural youth do not foresee a prosperous future for themselves in the agricultural sector.** However, they would be ready to become modern farmers, were they given the opportunity and the conditions to do it. The reasons that they most often mention for disengaging from the agricultural sector relate primarily to the lack of profitability of agricultural activities and the lack of infrastructure and social facilities in rural areas. Nonetheless, they are still full of hope and energy to turn the tide and create a 'new rural reality'. For example, some youth are trying to mitigate the low profitability of agriculture by diversifying their income generating activities (IGAs) and migrating temporarily to urban areas during the low season – thus engaging in what is called "circular migration". Through this mechanism they are able on one side to keep close ties with their relatives in rural areas and, on the other, to enhance rural-urban linkages. Some other youths are aspiring to become 'agripreneurs' involved in all links of the value chain, from production to marketing, and are keen on exploring the new opportunities offered by organic farming and other promising niche markets.
86. The MIJARC project portrayed the picture of a young generation that is fully aware of climate change risks and the current depletion of resources: it is committed to practice agriculture only if sustainable. While valuing traditional methods of intergenerational transmission of knowledge, this generation is ready to take advantage of ICTs to both learn and facilitate the marketing of their produce. A strong aspiration to be respected and heard at local, national, regional and global level as farmers and valued members of their communities is what also emerged from the project. "Youth sections with decision-making power are being set-up within existing rural organizations and other institutions, challenging traditional structures where mostly elderly men are in power. Participatory approaches not only in the drafting but also in the implementation and monitoring of rural policies, programmes and projects are emerging as decision-makers are realizing that rural youth are the future of the agricultural sector".

87. **(vii) The 2012 IFAD/ILO study on promoting youth employment highlighted the importance of supporting all four of the “pillars” of the decent work approach – job creation, rights at work, social protection and social dialogue.** The study found that IFAD’s strengths lie in promoting the first pillar and that some unintended positive impact is also harnessed for the other three. However, the study concluded that only by integrating the four pillars and applying a Rights Based Approach (RBA) to youth employment promotion,⁸⁶ actual positive outcomes in terms of decent work for the rural youth can be achieved (box 7).

Box 7

Rural development through decent work

The IFAD/ILO report presented the results of a desk review of 18 programmes undertaken by various international agencies in several countries, combined with an in-depth study of five IFAD-funded programmes in Egypt, Madagascar, Nepal, Nicaragua, and Senegal. Its findings are based to a large extent on interviews with the young people, producers, entrepreneurs, and local leaders that participated in the five programmes. The report highlighted the following issues to consider when designing projects targeting decent and productive employment for young people in rural areas.

- (i) Projects addressing **enterprise development** are more likely to have an impact on decent employment of young people than “general” rural development projects.
- (ii) Projects need to take into account the dependencies, conflicts and synergies between **rural and urban areas**, and be designed so as to best develop the potential of the rural youth and their communities in that framework.
- (iii) Challenges and opportunities for decent employment are quite different depending on whether the **enterprises are micro, small or medium**.
- (iv) Project need to work with **both formal and informal enterprises** requiring different types of support. In particular, informal enterprises need access to services offered to formal ones, and their transition to formality needs to be encouraged and facilitated.
- (v) Decent employment for young people is easier to attain **if youth are an explicit target group and their heterogeneity is acknowledged** through the diversification of activities offered to them. Further, decent employment is most effectively attained if **projects target both enterprises and the youth**.
- (vi) **Imbalances between young men and women’s access** to resources, skills development and job opportunities need to be understood and remedied.
- (vii) **Youth need training of different types**. They need to develop technical and personal skills to become more attractive in the labour market, as well as managerial and entrepreneurial skills to prepare for self-employment.
- (viii) **Combinations of complementary types of support are most effective**. In addition to training, youth need financial and in-kind support (loans/grants, business equipment or start-up kits) as well as follow-up technical support and business mentoring.

⁸⁶ A rights-based approach (RBA) to development is a framework that integrates the norms, principles, standards and goals of the international human rights system into the plans and processes of development. RBA is able to recognize poverty as injustice and include marginalisation, discrimination, and exploitation as central causes of poverty. In RBA poverty is never simply the fault of the individual, nor can its solution be purely personal. However, RBA also refuses simply to place the burden of poverty and injustice on abstract notions such as society or globalisation. Human rights claims always have a corresponding duty-bearer. A central dynamic of RBA is thus about identifying root causes of poverty, empowering rights-holders to claim their rights and enabling duty-bearers to meet their obligations. In this way RBA calls attention to a number of central features of poverty and development. In the UN Programme for Reform that was launched in 1997, the Secretary-General called on all entities of the UN system to mainstream human rights into their various activities and programmes within the framework of their respective mandates.

- (ix) **Integrated approaches** that support employment and enterprise development, as well as working conditions and social protection, rights at work, workers' and employers' organization and social dialogue are most effective to stimulate productive and attractive jobs for the youth in rural areas.
- (x) **Project linkages with relevant national policies and programmes**, as well as with other projects, can lead to synergies that strengthen, broaden, and sustain impact on decent work for youth.
- (xi) **Rights based approach.** The three last pillars of decent work - working conditions and social protection, rights at work, and social dialogue - require that a rights-based approach be adopted to youth employment promotion.

Source: IFAD/ILO. 2012. Promoting decent and productive employment of young people in rural areas: A review of strategies and programmes.

88. **(viii) IFAD's follow up on the recommendations of the Youth Declaration adopted during the 2012 Farmers Forum was extensive.** First, the Fund appointed youth focal points in each of its five regional divisions with the specific mandate of supporting the mainstreaming of youth's concerns across country programmes. Second, SKD and PTA divisions led the systematization of knowledge and collection of good practices on pro-youth development as included in the Youth Policy Brief and Guidance Note which were launched at a webcast in-house event on "Improving rural youth livelihoods – why should it be a priority?" in May 2013. On this occasion, F. Proctor and V. Lucchesi's study on smallholder agriculture and the rural youth⁸⁷ was also presented. The study warned against the assumption that broad-based 'one-size-fits-all' production-orientated interventions can provide an adequate livelihood for the majority of small-scale farmers, including rural youth. The debate revolved around the critical choices that must be made for differentiated groups of small-scale farmers, including young farmers, to enable rural transformation, minimize risks to food security and livelihoods and improve rural labour market performance. Finally, a series of events were organized by the regional divisions often supported by the grant financed programme. For example, the Latin America and the Caribbean Division (LAC) organized a workshop gathering almost a hundred young people living in rural areas and professionals working on rural development from 15 different countries in November 2013. The workshop aimed at generating dialogue among rural youth and technical experts and at developing country-specific action plans to better mainstream rural youth's concerns in development projects. The West and Central Africa Division (WCA), on the other hand, continued strengthening its work with the GYIN and members of GYIN participated in several design and supervision missions while WCA programme management units started calling on them for technical support.

(c) Review of COSOPs

89. **Summary of findings.** From this review, the team was able to understand the extent to which pro-youth programming takes place at COSOP formulation stage. Findings showed that 46% of the COSOPs produced in the last decade make specific reference to the conditions of the youth and about half of these is offering an excellent response to their issues. While on average less than half of the youth responsive COSOPs adopt age disaggregated indicators, the percentage rises to 67% for those COSOPs that offer an excellent response level. These were developed after 2008 mainly. The review also showed that only in few cases COSOPs pointed to other agencies working with the rural youth as potential partners and tackled the issue of access to land by the youth directly.

⁸⁷ Proctor, F.J. and V. Lucchesi. 2012. Small-scale farming and youth in an era of rapid rural change.

90. **Methodology.** Country Strategic Opportunities Programs (COSOPs) are the documents that establish programming frameworks for IFAD-government partnership in a given period. Since 2007, these have been describing not only jointly identified objectives and the strategic pathways to pursue them but also the tangible results that the partnership made itself accountable for. For this reason they are called results-based (RB) COSOPs. While the decision to develop a new RB COSOP rests with the regional division, it is common practice to develop one for those country programmes that are particularly sizeable in terms of number of projects.
91. The 2010 IFAD Updated Guidelines and Source Book for the Preparation and Implementation of Results Based Country Strategic Opportunities Programmes indicate that these documents should describe, among other things, the incidence of food insecurity and poverty among the various target groups as well as the issues that affect mostly their lives, their coping mechanisms, as well as the support that national and international partners are offering to them. Within this context, IFAD's support would be (i) aligned with national priorities, (ii) complementary to other partners' interventions and (iii) clearly address at least some of the most important issues that affect the target groups' lives. Key file 3 in particular would help IFAD identify potential partners for collaboration. The guidelines, finally, indicate that the COSOP response should be monitored based on performance indicators inserted in the RMF presented in appendix III of the standard template and should guide the partnership strategy envisaged for the COSOP period. Individual projects' logframes would need to include indicators that contribute to monitor progress against the COSOP RMF.
92. This evaluation used these guiding elements to assess the level of analysis of the issues affecting the youth and the appropriateness of the response offered by COSOPs to address those issues. Finally, this evaluation looked into how this response guided partnership development and was monitored.
93. **Findings.** In the period 2003-2013, IFAD developed 80 COSOPs for a total of 72 countries.⁸⁸ Thirty-seven of these (or about 46%) made specific reference to the conditions affecting the rural youth.⁸⁹ As table 4 shows, the level of details both in terms of analysis and response varied considerably - for 4 it was very limited (rated i), for 15 it was overall general, unspecific (rated ii) and for 18 it was excellent (rated iii).

Table 4

COSOPs' analysis and response to the conditions of the rural youth: summary of findings

<i>COSOPs – Level of analysis and response - rate</i>	<i>#</i>	<i>%</i>	<i>Period</i>	<i>Age disaggregated monitoring indicators? (#)</i>	<i>% with age disaggregated indicators</i>
Total # with some level of youth related analysis and response	37	100%	2003-2013	17 no, 4 N.A., 16 at least one	49%*
Limited level– rated (i)	4	11%	mainly 2003-2004	2 N.A., 2 no	0%
General, unspecific level – rated (ii)	15	41%	mainly 2006-2013	2 N.A., 9 no, 4 yes	27%
Excellent level– rated (iii)	18	49%	mainly 2008-2013	12 yes, 6 no	67%

Source: The team's own assessment.

* This percentage considers 33 as a total number of COSOPs as four of the 37 reviewed did not avail of an RMF being COSOPs and not RB COSOPs. The evaluation did not compute them as a result.

Rates are: (i) very limited; (ii) general, unspecific; and (iii) excellent.

Note: N.A.: not available. This refers to the six COSOPs developed mainly in the period 2003-2004 that made reference to the conditions of the youth and offered some response. However, being these COSOPs not results-based, the report did not envisage an RMF with performance indicators. As a result, the evaluation could not assess whether the country programme was monitored in terms of achievement of youth-related results.

⁸⁸ In particular, 18 were COSOPs (2003-2006) while 62 were RB-COSOPs (2007-2013).

⁸⁹ For a complete list of the COSOPs reviewed, please refer to annex II.

94. The COSOPs rated (ii) were more often developed after 2006 and those rated (iii) were more frequently developed after 2008. The latter group in particular presented a very good level of correspondence between needs identified and response offered apart from one particular need of the rural youth, access to land, which was often bypassed. In fact, most of the COSOPs preferred offering non-farm income generating opportunities and enabling investments such as vocational and technical training, access to credit and business mentoring rather than tackling the issue of land access by the youth directly.
95. The review of the indicators included in the RMF enabled understanding whether the implementation of the COSOP's response to the youth's needs is being monitored, at least at country programme level. The review showed that about half of those COSOPs which offered a general or even excellent level of youth related analysis and response (marked with a (ii) or (iii)) included no age disaggregated indicator in the RMF at all.
96. Another interesting fact that emerged from the RMFs' review was that the majority of the COSOPs that did not have any indicator on youth involved a response level that was rated (ii) or less. In some of these cases, the COSOP promised a response to the youth needs without identifying the actual activities and committed to electing performance indicators at a later stage. The exception was represented by 6 RB COSOPs that had an excellent level of analysis and response (rated (iii)) and still did not include any age disaggregated indicator.
97. From this finding, the evaluation could conclude that some positive correlation between level of analysis and response on one side and adoption of age disaggregated indicators on the other does exist. When the focus on the youth is particularly good, this is reflected in terms of performance indicators chosen for the RMF too. It can also conclude that the trend in terms of adoption of age disaggregated indicators is improving whereby 67% of the COSOPs responding very well to youth needs have included age disaggregated indicators in the RMF. This is the case of COSOPs developed after 2008 mainly.
98. The review of Key File 3 on potential partnerships identified within COSOPs aimed at understanding how pro-active is IFAD in searching for collaboration opportunities in the area of youth development. The review showed that, despite Key File 3 did identify other development agencies investing in the rural youth in some cases, this fact would not automatically be flagged in the column on partnership potential. This aspect is further elaborated on in the "conclusions and reflections for the future" section of this report.

B. Review of country programmes' performance

99. **Summary of findings.** The most important findings that this review led to are the following:
 - (i) *Project typology.* The projects that are delivering the best results in terms of pro-youth development are those that adopt genuine community-driven development (CDD) approaches and offer tailored rural enterprise/finance development support.
 - (ii) *Explicit targeting and diversified support.* These successful projects usually target the youth and/or their enterprises/IGAs specifically and offer them assistance that is different from the one offered to the rest of the adult population.
 - (iii) *Systematic mainstreaming.* The lessons learned from these project experiences indicate the need for a systematic approach to youth mainstreaming starting from socio-economic profiling during design.
 - (iv) *Accurate socio-economic assessments* that identify the factors that cause impoverishment or replicate poverty by hindering the youth's access to assets

and opportunities help shape appropriate targeting strategies. These need to be diversified and tailored to the various groups of youth that the project aims to target – youth coming from indigenous people or ethnic minority backgrounds, youth living with disabilities, youth coming from HIV/AIDS affected families, youth that are literate and those who are not, youth that have access to land and those who do not have it, the special category of young women that may face specific constraints both related to their gender and their age and so on.

- (v) Accurate socio-economic assessments also assist in identifying the IGAs that the youth are engaging in as a coping mechanism and those that they would invest on for better income generation. This piece of knowledge helps define the pro-youth support packages that the project needs to offer as well as the appropriate sequencing of activities for early project buy-in on the part of the youth – first those activities that provide quick results in terms of immediate income generation and then those that require some investment on the part of the youth and their families (for example, education and training) to access opportunities that offer higher incomes.
 - (vi) *Youth participation in design and implementation.* Lessons learned indicate that successful are those projects that have established management set-ups where the youth are given the opportunity to participate in shaping the project decisions that affect their lives. These are for example project steering committees or village bodies that prioritize investments to be financed under community development funds (for both social and productive infrastructure, for example).
 - (vii) *Implementation capacities and partnership strategies.* Lessons learned highlight the importance of assessing institutional capacities to work with the youth and offer them the support packages that they require. On the basis of this assessment, the project partnership strategy can be developed. This relates to the fact that successful are those support packages that are the most comprehensive (addressing both the basic and strategic needs of the youth); however, a broad spectrum of sub-sectors in which to invest may not be manageable by one single project. For this reason, other interveners may need to come into the picture and help meet those needs that the project cannot address.
 - (viii) *Learning from pro-youth investments.* Corollary to these findings is the adoption of age disaggregated monitoring indicators to be able to not only report pro-youth results but also, and above all, learn from pro-youth investments to continually improve them. The battle is lost and won, however, at design and early implementation stages, evaluations point out, when M&E systems are set up and capacities built.
100. The next paragraphs present detailed assessments (and the methodology they followed) and findings.
101. **Methodology.** In the last decade, IOE prepared 81 PPAs, IEs and CEs and 30 CPEs. The team selected 24 among the evaluations related to projects and 13 among those related to country programmes for an in-depth review because they offered a sufficient amount of youth-related information and analysis.⁹⁰
102. In terms of geographic distribution, selected evaluations had more conspicuous representation from LAC and WCA regions. Here IFAD has more consistently targeted the youth and dedicated them specific attention and support which emerged from the evaluations' attention paid to them. The team reviewed projects

⁹⁰ For a complete list of the PPAs, IEs, CE and CPEs reviewed for this evaluation, please refer to annex II. All of these evaluations were rated from (i) to (iii) as in the case of the COSOPs' review and only those that were rated (iii) were selected for the in-depth review.

looking at six main design elements to understand whether a possible correlation did exist between choices made at design stage and the outcomes in terms pro-youth development. These were:

- (i) the sub-sectors or main typologies of interventions (such as provision of rural financial services or entrepreneurship development)
- (ii) whether the youth were considered a specific target group or subgroup of the project or were included in the overall target group without any specific attention to be dedicated to them;
- (iii) whether the youth were offered differentiated assistance or were offered the same project opportunities as the adult population;
- (iv) whether M&E systems functioned well;
- (v) whether age disaggregated monitoring indicators were adopted; and
- (vi) the level of pro-youth outcomes obtained.

103. At the same time, the team sought to capture the most important lessons that emerged from the project and country programme evaluations and were the most relevant to promoting pro-youth development.

104. **Detailed findings.** The projects selected for an in-depth review were approved by the Executive Board between 1994 and 2003 – about a fourth were approved after 2000 – and refer to implementation periods that spanned nearly two decades (1995-2012). Some did have long implementation periods (above 8 years) either through follow on phases or repeated extension of closing dates. In common, these projects show certain positive correlation between typology of intervention, choices made in terms of assistance strategies and pro-youth outcomes. They also show commonalities in terms of overall capacity to demonstrate pro-youth impact.

(i) Correlation between project typology and pro-youth outcomes

105. Three are the main typologies of intervention that best describe selected projects – projects that espouse CDD approaches (8 projects or 33% of those reviewed), projects that promote agricultural development or integrated rural development in general (9 or 38%) and projects that promote enterprise development and/or access to financial services (6 or 25%). In some cases, projects comprised activities and approaches that were a combination of these and other typologies. The team, in this case, classified the projects based on their most prominent components – in terms of resources invested in them as well as their importance to the overall delivery strategy.

106. Half of the projects showed satisfactory results in terms of pro-youth development and certain positive correlation⁹¹ seems emerging between typology of interventions and quality of pro-youth results. This would advise in favour of the adoption of CDD approaches as well as activities promoting rural enterprise development and access to financial services (table 5).

Table 5

Projects' pro-youth performance assessment based on typology of intervention

<i>Number of projects</i>	<i>Typology</i>	<i>Average pro-youth performance</i>
7	Community-driven development	3.9
5	Enterprise and/or financial services development	3.6
11	Agricultural development/integrated rural development	3.4

Source: Team's own assessment based on evaluation findings.

⁹¹ For individual project assessments, please refer to annex II.

107. **The rural enterprise and finance development projects** offered comprehensive support packages to emerging micro-entrepreneurs comprising in particular poor rural women and youth. Project progress and supervision reports highlight that all faced considerable difficulties with securing financial services to the youth. Local microfinance institutions and banks generally were reluctant to expand outreach and diversify financial products suitable to the target group. However, these mainly successful projects persisted and managed to bring microfinance into the picture - initially through temporary coping mechanisms (such as distribution of matching grants and business start-up kits) and eventually through favorable policy and institutional changes at local and national level and capacity building investments. Interestingly these coping mechanisms became then part of the model that IFAD helped scale up through repeater or subsequent phases of the projects suggesting that the uptake of the model takes time and that, at least in the initial stages, it requires subsidizing the build-up of the evidence required to advocate in favour of the youth.
108. The establishment of cost recovery mechanisms for the non-financial support provided to microenterprises was particularly successful in Ghana, for example. These mechanisms provided incentives for the youth's education, constant mentoring and training. Technology transfers were also an important element of success in this country, as these enabled to move microenterprises from the survival to the growth stage. For this purpose, light industry poles were created comprising workshops that offered agribusiness services to farmers (e.g. agricultural machinery production and repairs). These created training and job opportunities for the youth as workshop trainees and apprentices and made agricultural machinery and other productivity enhancing services and products available to farmers. IFAD and the African Development Bank (AfDB) are currently supporting the Government replicating this model nationwide.
109. Evaluations of this type of projects generally pondered the pros and cons of targeting the group of "economically active poor" and encouraged IFAD and government partners to extend outreach also to those categories of poor, such as particularly disadvantaged youth, that these projects face more difficulties to include.
110. **CDD projects** constitute the second typology of mainly successful projects. These are projects that transfer decision making directly to the target communities. Communities plan their own projects, prepare their own business/development proposals to obtain project support and manage project finances directly.⁹² This last feature, in particular, was generally praised by evaluations due to the efficiency gains that projects acquired: communities elected the projects that were the most relevant to them, used the resources parsimoniously and monitored service providers' performance carefully. The most efficient CDD projects were those that allocated the majority of the project resources to the communities and only very limitedly to the project support structure.
111. In the case of CDD projects, pro-youth outcomes were secured by either introducing direct targeting measures or by simply applying truly empowering approaches where the youth are not only given priority to by the communities themselves, based on transparent poverty criteria, but are also empowered by planning their own projects and managing project resources to fulfil their own aspirations. The CDD projects revealed being better suited to expanding outreach also towards more disadvantaged youth than the "pure" rural enterprise and finance development projects. This was possible because they based most project services (such as training and extension services) at community level. The battle of successful targeting is lost and won, however, state evaluations, at design and early implementation stage when targeting mechanisms are devised and then

⁹² Such as in the case of the projects in Peru and Brazil, for example.

communicated to the target communities. When community mobilization is not effective, outreach is limited, including youth outreach, and benefit capture by the elite becomes a possibility.

112. Another important finding of this typology of projects is the key role played by community facilitators. When young, well-educated and motivated community facilitators enter the development arena of villages to help them organize and enter the project implementation structure, their sole presence has a powerful pro-youth effect. When particularly capable, these facilitators become role models for the young inhabitants in the villages and are able to build capacities in that particularly effective way that only peer-to-peer knowledge transfer allows. They also become an example to the village decision makers, who are, more often than not, elderly men. When the latter understand how much they can learn and benefit from these young people, their perception changes vis a vis their own youth – giving the opportunity to young people to express their opinions within village governance bodies it is not a far remote idea any longer and this helps shape inter and intra-household relationships in a more equitable way. These benefits are multiplied in gender terms when the community facilitators are young women.

(ii) Correlation between diversified assistance and pro-youth outcomes

113. Positive correlation seems also emerging between assistance strategy offered – whether youth specific or not – and average performance in terms of pro-youth results (youth-specific 3.64 vs not youth-specific 3.53). Almost all projects targeted the youth explicitly (83%) while 42% provided support designed specifically for the youth– both choices were made either at design stage (in most cases) or subsequently during implementation through design adjustments.
114. All of the 13 CPEs showed that the youth were a specific target subgroup of the country programmes they evaluated. However, not all targeted the youth systematically. In particular, 4 (31%) showed that there was good response to the youth needs in terms of diversified assistance; however, this response was mainly concentrated in one project only in each country programme, while 9 (69%) offered limited response either in terms of options offered or scale of the activities in respect to the magnitude of youth unemployment/poverty levels in the targeted areas.

(iii) Adoption of age disaggregated monitoring indicators

67 per cent of the reviewed PPAs and 69 per cent of the reviewed CPEs report that projects did not have properly functioning M&E systems. When M&E systems did function (63 per cent of these in a moderately satisfactory way), a little over half (54 per cent) reported results against age-disaggregated indicators, and, in most cases, only for those activities that specifically targeted the youth. Two projects solely reported all results disaggregated by age. This confirms the findings of the review conducted at COSOP level described in the previous paragraphs.

C. Review of new designs of loan and grant funded activities

115. **Summary of findings.** The main findings of this review relate to the fact that financial services and entrepreneurship development continue being IFAD's flagship pro-youth interventions. They also relate to the fact that the volume of the grant resources specifically dedicated to the youth appears too small in comparison with the importance that both IFAD and partner governments give to supporting this specific target group. The next paragraphs are dedicated to providing more details on these two aspects.
116. **Methodology.** In order to understand current trends in terms of design of pro-youth interventions, the evaluation undertook a review of ongoing (and thus not evaluated) loan funded projects⁹³ and selected 17 among these for an in-depth

⁹³ The complete list of the project is included in annex II.

review. These presented an enhanced focus on the youth and were developed later than 2006. Among these projects, four were from WCA, three from the East and Southern Africa Division (ESA), four from LAC, three from NEN and 3 from the Asia and the Pacific Division (APR). In addition, the evaluation reviewed all small and large grants that were approved in the period 2004-2012⁹⁴ and selected all those that had a youth specific focus. This allowed understanding how IFAD is using the grant funded programme in favour of its work with the youth. **Loan-funded activities.** The review showed that the response that IFAD has been most frequently investing on to help youth fulfill their aspirations in the last seven years is access to financial services (82 per cent of projects) often coupled with business mentoring and training (76 per cent) and enterprise development support (65 per cent). Technical training, in general, is offered by about half of the projects (53 per cent) while in the case of agricultural and rural development projects, they are more frequently offered agricultural extension services and infrastructure (35 per cent). CDD type of projects (29 per cent) offer the possibility for the target communities and the youth to access project funds by preparing their business and development plans. In this way, subproject identification relies on community planning processes primarily. Other investments that frequently characterize pro-youth interventions include support to youth organizations networking as well as supporting the linkage between the youth and professional organizations (29 per cent). Finally, youth benefit from value chain development and production support investments (18 per cent) and activities that aim at the professionalization of training service providers and other rural development services (12 per cent).

117. In terms of targeting choices and assistance strategies, all projects apart from three⁹⁵ target the youth specifically and all apart from five⁹⁶ are offering support that is tailored to the youth needs and is for their exclusive benefit.
118. **Grant-funded activities.** Grants are strategic tools that the Fund can use to support innovation, learn from experiences and feed its lending programme with new intervention models and knowledge for impact at scale. It also uses them often to build capacities of local partners usually as complementary investments to those provided through the lending programme. In the period 2004-2012,⁹⁷ IFAD approved a total of 641 small and large grants from its regular resources (excluding the AR4D window) of which 18 only were related directly to promoting youth development for a total amount of about US\$3 million or 3.8% of the total grant resources (table 6).

Table 6
IFAD grant funded activities (2004-2012) – youth focus

Size	No. of grants	No of grants dedicated to youth	% of total No	Amount (US\$ m.)	Amount dedicated to youth (US\$ m.)	% of total amount
Large	220	6	2.7%	265	9.8	3.7%
Small	421	12	2.9%	76	3.1	4.1%
Total	641	18	2.8%	341	12.9	3.8%

Source: Team's calculation based on data from Corporate-level Evaluation on Grant and EB documents of Grants under the global/regional and country-specific grant windows 2004-2012.

119. The majority of the grant funded activities that had some direct relevance to youth development were approved after 2008. Small grants were used primarily to build capacities of the youth and their service providers (27 per cent), to share knowledge and network with others (27 per cent), to update the knowledge base

⁹⁴ For the IFAD Policy on Grant Financing, grants are considered small or large depending on whether they amount to less or more than US\$ 0.5 million. The review excluded all the A4RD and ASAP grants.

⁹⁵ One of these 3 changed after two years of implementation

⁹⁶ One of these 5 changed after two years of implementation

⁹⁷ The grants database managed by SKD and PTA, and used for the purpose of the currently ongoing CLE on grants covered this period of time.

on youth through studies and research (24 per cent) and to innovate through small scale pilot projects (6 per cent). Large grants' designs had all knowledge management (KM) and capacity building elements in-built – they were either part of their main objective (as the two projects in LAC) or 'by-products' of their main components (the remaining four). Capacity building of IFAD staff, project teams, policy makers and development practitioners through the sharing of knowledge made available by studies and research was a common by-product of the KM activities, while building capacities not only of the rural youth but also of their service providers was considered a main objective.

120. Service providers were generally the grantees themselves of large grants and varied considerably in terms of institutional background (private sector, social corporations, NGOs, banks) and specialization (credit, entrepreneurship promotion, cooperative formation, knowledge management, technical training). These were social corporations and financial institutions in NEN, social corporations and research centers in LAC, an agribusiness training centre in WCA, and public and private providers of vocational training services and community facilitation in APR. What they had in common was the fact that they provided services – training, knowledge and credit, primarily – that were essential for the rural youth to establish and run their own businesses or find decent employment. Through their work, grantees either empowered the youth themselves or their enablers such as project staff and policy makers of their own countries or IFAD staff.
121. The volume of grant resources allocated to youth development as shown in table 6 seems too limited in respect to the importance of this topic for IFAD and its partner governments. Nonetheless, overall the grant financed programme appears to be used strategically and well complements the lending programme. Grant agreements and design documents commit grantees to link and coordinate their activities with the loan financed projects, where these exist, and provide knowledge products and services to these projects' staff as main clients, besides the youth themselves. The lessons learned through the grant funded projects confirm those identified through the loan funded projects presented in paragraph 100 in the section on summary of findings at the beginning of this chapter.

D. Regional identities

122. **Summary of findings.** The review of past and ongoing projects revealed that WCA and LAC are the regional divisions of IFAD that are most engaged in promoting youth development and dedicate specific funding and strategies for this purpose. It also highlighted that approaches and types of responses differ considerably to the point that five regional identities in terms of youth development promotion can be profiled. These range from an inclusive approach in APR and ESA where this subgroup is subsumed within the overall target group and diversified assistance is provided within selected interventions, to NEN's strategy that aims at tackling the specific issue of unemployment by focusing on the two elements of the self-employment equation (financial and non-financial services for business creation), to the youth mainstreaming approach of WCA and LAC where youth are dedicated consistently specific attention and resources.
123. The preparation of the 2012/2013 regional portfolio performance reports (PPRs) was used by the divisions to reflect on performance and orient their future work also with the rural youth and this evaluation used them to further understand the reasons behind these five regional identities, by focusing on the issues that the regions identified and the responses that offered to them.

NEN

124. **Issues.** The PPR highlights the fact that the region is home to over 100 million young people (15-29 years), 30 million of which are unemployed. Those that are employed have temporary, low paying jobs. Youth labour participation is at 50 per cent for males and 20 per cent for females. Investing heavily in education in the

past led to a generation of highly skilled labour market entrants which the NEN economies are not able to absorb while agricultural labour is scarce. NEN young people reject low paid, casual/seasonal labour in agriculture and migrate to urban areas in search for better opportunities.

125. **Response.** To address these issues, NEN portfolio facilitates relationships between training providers and rural businesses, offering incentives for training and hiring youth, providing rural investment financing and value chain upgrading. In particular, the portfolio identifies enabling access to finance as the flywheel for rural youth development in the region and invests on it through both its loan and grant funded resources. This choice shapes also the way the portfolio is targeting its young beneficiaries which follows a more business-oriented approach in many cases, according to the PPR.

ESA

126. **Issues.** SSA agriculture's reliance on the human muscle is considered by the PPR as the greatest brake on rural economic and social development in the region. Sixty-five per cent of farm work is done by hand, 25 per cent by draft animal power (DAP) and 10 per cent by tractors, pumps or other motorized implements. In South Asia the percentages are 30 per cent for muscle, 30 per cent for DAP and 40 per cent for engine power.
127. **Response.** Increasing the use of DAP and mechanized implements is therefore found critical by the PPR to increase labour productivity, returns to investment and diminishing the drudgery of farm labour – all improvements required to keep the region's youth engaged in rural areas. For this reason, FORMAPROD in Madagascar, the PRODEFI add-on component in Burundi, and ASSP in Botswana have agricultural training for youth and mechanization as key focus areas.
128. Deliberate mainstreaming of youth issues in projects is a relatively new concept within ESA's portfolio, admits the PPR: most projects do include the youth within their target group but do not offer specifically tailored interventions. Nonetheless successful projects like PROSPERER in Madagascar which targets mainly rural enterprises is continuing to generate notable pro-youth outcomes, and particularly with its apprenticeships programme. Recently approved projects have a specific focus on youth among which PROSUL project in Mozambique emerges as one of the few IFAD interventions that specifically aim at securing land rights and improving access to land by youth.

APR

129. **Issues.** The youth of the Asia and the Pacific region account for 17 per cent of the total regional population and 61 per cent of the global youth population. Here countries differ considerably both in terms of demographic and economic transition stages as well as challenges and opportunities that are specific to the youth. In many countries, however, this specificity is not acknowledged and the youth are considered part of the adult population. Common to all are the issues of unemployment or vulnerable employment and weak human capital investments particularly in terms of education and skills development.
130. **Response.** The PPR highlights that the portfolio is focussed on extending outreach to rural young people as an integral part of an inclusive, pro-poor targeting approach. It further highlights that the portfolio seeks to address low employment opportunities by building skills and linking the youth to potential employers. Efforts include, for example, a job connection programme in Viet Nam, a Young Professional Programme in Afghanistan providing practical experiences to young graduates; and vocational training in India. In Cambodia, projects established young farmer clubs to provide technical and vocational training. However, limited institutional support and group facilitation undermined the sustainability of these clubs. MORDI in the Pacific sub region and its follow on project TRIP pay special attention to youth through CDD type of interventions - the training and financing it

offered for individual and collective ventures had a very positive impact on their lives.

LAC

131. **Issues.** The PPR underscores the fact that the region holds close to 120 million young people and that 30 million of them live in rural areas, accounting for 25 per cent of the rural population, and are poor - a reflection of factors such as the uncompetitive nature of small-scale farming, lack of job security, low incomes and limited schooling. Joining the work-force at a young age limits continuity in formal education. As a result, young people tend to work in low productivity jobs in the informal sector, at unfair rates of pay and without job security or a social safety net. Many rural young people seek independence through self-employment in small businesses or emigration to urban centres. Those who decide to remain in the countryside are beset by constraints caused by a lack of assets such as capital, land, experience and limited guidance in developing business projects. Young people are often excluded from farmers' organizations and institutional support, condemning them to an informal subsistence mode.
132. **Response.** The PPR emphasises the fact that rural youth are not simply a population segment in transition between childhood and adulthood, and need to be prioritized and made visible within regional and national development processes. It also stresses the importance of making sure that any intervention values the youth as a very precious resource that has specificities in terms of demands, faces specific consequences in terms of socio-economic exclusion and can seize opportunities that the rest of the adult population is ill placed to seize. Mainstream development models are not responsive to the youth needs: they require the youth to compete with the rest of the adult population on the same terms. However, adults have an experience and asset base that facilitates their participation and eligibility thus effectively crowding out the youth. Finally the PPR highlights the importance of overcoming the challenge of imperfect knowledge of youth as an important factor that determines the exclusion of the youngest from development programmes.
133. In these three areas, the PPR presents the division's pioneering work in terms of pro-youth interventions through both its grant and loan financed programmes. Here the common understanding is that agricultural income is certainly an important element but not the only one for improved livelihoods. Currently the promotion of small rural businesses and access to markets feature prominently in the LAC pro-youth lending programme, which frequently invests in CDD initiatives where communities access to social and productive funds for both collective projects and individual enterprises. These are complemented by four on-going grants dealing with *Entrepreneurial Young Rural People, with a Special Focus on Young Women*. These promote young people's entrepreneurship in poor rural areas in LAC through research, studies, networking and knowledge sharing activities as well as by making financing available to young rural entrepreneurs. In addition, the PPR states that a small regional grant is presently under preparation and will aim at identifying and supporting the implementation of products and services that suit rural youth's aspirations and life strategies.
134. The PPR concludes with a section on lessons learned from LAC experiences with the promotion of youth development. These highlight the importance of incorporating an updated diagnostic of the rural youth's needs and aspirations in early design phases of lending operations, while the lack of diversified and relevant assistance can lead to a lack of access by the youth to project opportunities. Experiences also highlight the importance of having a good communication strategy built in project designs and Government ownership to warrant the sustained support that the most disadvantaged and vulnerable population groups such as the youth require. Finally the section concludes that this support needs to be extended way beyond the five-six years of typical project implementation.

WCA

135. WCA's PPR emphasizes that young people make up a very large share of national populations and, although skilled, they are affected by widespread unemployment. The PPR also draws attention to the increasing preoccupation that partner government shared vis a vis the possible connection between unemployment and social unrest considering the situations of fragility that characterize many of their national contexts. IFAD responded to partner governments requests for support in job creation for rural youth and, while three operations targeting specifically the youth are currently being designed in Mali, Togo and Cameroon, numerous on-going projects elected youth job creation as an important objective. These are notably those supporting rural entrepreneurship and value chain development such as those in Senegal and Ghana (box 8).

Box 8

Young people trained to deliver services on demand to farmers in Senegal

In collaboration with local offices of the national network of farmers' organizations, the PAFA Project in Senegal trained 270 young beneficiaries (90 per cent of them were aged between 15 and 35), for them to work as extension agents and assist local farmers in increasing their production. These 270 extension agents were then hired by the local farmer organization as staff. A year later, these agents had worked with over 4 000 farmers, 85 per cent of whom reported significant increases in yields after adopting improved practices.

Source: WCA Portfolio Performance Report (PPR), 2012/2013.

136. In terms of design approaches, WCA prefers one that sees young people as protagonists of development and engages with them starting from the pre-design consultation stage. The division hires young professionals from the region for design and supervision missions and partners with youth-led organizations both to learn more about young people and to give them a stronger voice in national affairs. An example is the collaboration between IFAD projects in WCA and the GYIN (box 9) where members of GYIN participated in several design and supervision missions and programme management units are now calling on them for technical support. Another example is the support provided to the expansion of the Songhai Centre through which the youth in the region can access to internationally certified entrepreneurial training and support for their businesses. This example reflects the division's commitment to human capacity strengthening and institution building which it considers as central elements of its work. In particular, the division identified the following agenda for its engagement with the youth: (i) improve the effectiveness of youth-targeting mechanisms in the context of national strategies and in IFAD programmes; (ii) promote the disaggregation of M&E data, including RIMS, by age as well as gender; (iii) strengthen the partnerships with youth-led organizations, including farmers' organizations, private sector and non-traditional donors; and (iv) engage in policy dialogue with governments on youth policies and strategic programmes.

Box 9

Meeting the strategic needs of the rural youth

In collaboration with the Phelps Stokes, IFAD supports the Global Youth Innovation Network (GYIN), a network led by youth, for youth. The origin of this network is owed to the side events organized on the occasion of IFAD's Governing Council meeting of 2011 and the Global Youth Innovation Workshop-Fair "Youth Entrepreneurs – Agents of Change" which explored how best to support and promote entrepreneurship among young people in rural areas. Participants not only shared innovative ideas and knowledge on successful, small scale agri-business during these events, but also established contacts with potential partners. GYIN became the platform to continue these exchanges and is scaling up these efforts worldwide, channelling youthful creativity into agricultural entrepreneurship.

Source: IFAD. 2012. Workshop-Fair Proceedings Report, GYIN, 2011; Final report on IFAD/WCA Small Grant, Phelps Stokes, 2012; and International Youth Day 2012: Building partnerships with young rural people worldwide.

137. Commonalities among divisions' elected strategies for pro-youth interventions do exist. For example, they all agree that youth employment can vastly contribute to stabilize volatile social and institutional contexts characterizing fragile states while increasing communities' security and prosperity. APR PPR for 2012/13 describes this as follows: "High fertility and population growth rates, along with a large proportion of young people, mean that fragile states will continue to face a high demand for social services, jobs and political participation. Since vulnerability and fragility are often connected to an economic reliance on natural resources, climate change and environmental degradation will affect fragile states more directly and severely than in other countries".

Key points

- IFAD started enhancing its focus on the rural youth around 2004 with the introduction of its Rural Enterprise Policy. This focus is reflected in the COSOPs developed particularly from 2006 onwards. However, the 2010 Strategic Framework for the period 2011-2015 emerged as the most important milestone in terms of the Fund's attention and commitment to promoting youth development.
- Around that time, IFAD engaged in a multitude of studies and events to better understand its comparative advantage in promoting youth development – a process that led to mainstreaming youth across most of the country programmes and culminated in the issuance of a youth policy brief and the production of a guidance note on how to design pro-youth investments in 2013.
- The review of country programmes revealed that WCA and LAC are the regional divisions that are most active in promoting youth development. While the intensity of attention varies across divisions, the volume of resources dedicated to the youth (as reflected in the grant funded programme for example) and the scale of operations seems overall too small compared to the importance that both IFAD and partner governments assert to give to youth development.
- The lessons learned from IFAD experience relate to the choices made at design stage in terms of typologies of intervention, targeting strategies and support packages. These lessons underscore the importance of thorough socio-economic assessments and the establishment of project management set-ups where the youth are given the opportunity to participate. Finally, lessons learned highlight the importance of assessing institutional capacities to work with the youth and shaping the project partnership strategy on that basis.
- From the weaknesses that emerged in the M&E systems and the paucity of age disaggregated monitoring indicators the review could understand that only half of the Fund's pro-youth interventions are monitored at country programme level and that this possibly hampers IFAD's ability to learn and bring the models that work to scale.

V. Review of other organizations' work

138. **Summary of findings.** The review of other international organizations' work with the rural youth enabled the team understand the level of focus granted by others to this target group, the comparative advantage that IFAD has and possible complementarities existing between typologies of interventions and approaches pursued.
139. From the review emerged that only FAO and MIJARC are those that are offering specific attention to the rural youth by mandate. The instruments and the financial resources available to them would speak in favour of partnering with IFAD, along with the ILO – a strategic partner for the decent work agenda.
140. The larger IFIs and regional banks revealed on one side better suited than IFAD to invest heavily in the two sectors that are most relevant to building the human capital of the youth such as health and education. On the other, only some cover rural areas extensively. These do offer a wealth of lessons learned from their employment, vocational training and enterprise development projects which could be very useful to IFAD.
141. International NGOs (INGOs) have been able to apply holistic approaches to youth development promotion. IFAD would benefit from internalising their knowledge as well as from partnering with them both for advocacy purposes and bringing pro-youth impact at scale. The most important lessons learned are presented at the end of this chapter.
142. **Methodology.** The team started with a review of strategies, policies, guidelines and programmes of the largest international organizations among IFIs, UN agencies and INGOs to understand their level of engagement with the rural youth, if any. Seventeen emerged as those that showed stronger interest in this target group. Four were IFIs and regional banks (World Bank, AfDB, ADB and IDB/Multilateral Investment Fund). Seven were UN agencies (ILO, UNESCO, FAO, UNIDO, WFP, UNDP and UN Women), while six were INGOs (MIJARC, Plan, Oxfam, IFRC, Save the Children and CARE). Six are the main points that emerged from this review, presented below, prepared to facilitate a comparison between IFAD and other organizations.
143. **(i) Approaches and strategies adopted vary considerably.** However, there is broad agreement on priorities and thematic focus. Compared to other organizations, IFAD is the only one with a specific mandate to work with the rural youth with the exception of MIJARC, a rural youth-owned movement and network. It is the only organization, besides FAO, that has equipped itself with strategies, policies and guidelines that guide its work with the rural youth specifically.
144. **(ii) Sector focus: Most of other UN agencies and IFIs' pro-youth investments are in the education sector and all of its subsectors.** Social funds and microfinance come as second priority and entrepreneurship development and voice as third for IFIs. The World Bank, for example, is the largest single lender to education and health – averaging about US\$1 billion a year. However, the Bank's youth employment programmes account for 1 per cent of its lending.⁹⁸ Only 10 per cent of these programmes target rural areas. The Inter-American Development Bank (IDB) provided over US\$5 billion financing to youth specific operations in education and employment in the last 25 years. AfDB invests significantly in all education sub-sectors too. Between 1964 up to 2005, it has invested over US\$4 billion particularly in technical and vocational education and training (TVET) and secondary education (27 per cent) and primary schooling (22 per cent).

⁹⁸ The Evaluation Group of the Bank estimated that 70 per cent of the youth employment programme is going to 10 middle income countries only, which are not those with the largest youth employment problems

145. **(iii) Targeting: AfDB and IDB do target the youth through both a mainstreaming approach as well as youth specific programmes** in education and employment generation by expanding access to microfinance and entrepreneurship promotion. However, IDB uses its grant capacity specially to promote social innovation, including youth leadership and participation. Asian Development Bank (ADB) includes the youth in its target group, without envisaging a specific focus besides its TVET activities.
146. **(iv) Most UN agencies do mainstream youth concerns across their activities** and elect the youth (both urban and rural) as a specific target group of selected programmes or activities. Differently from the IFIs, advocacy, policy development, voice, networking and social capital formation feature prominently in their work. Their programmes address social and health issues that affect the youth in particular.
147. Of particular interest would be for IFAD FAO's Junior Farmer Field and Life Skills Schools which advance young people's growth both as persons, farmers and active citizens. Of particular interest would be also the fact that all UN agencies, along with the INGOs, adopt RBA approaches to youth development promotion. ILO's focuses on promoting the four pillars of decent work as mentioned earlier in the report while the United Nations Educational, Scientific and Cultural Organization (UNESCO) advocates for the recognition of youth rights by promoting the development of national policies that mainstream youth in every sector, are developed together with the youth themselves and reflect their aspirations.
148. **(v) MIJARC is the only INGO that has a specific strategic plan focussing on the rural youth.** Plan, Oxfam, CARE, Save and IRFC have policies and/or strategies for youth development in general both in urban and rural areas. All of them do target the youth explicitly and develop youth specific programmes – primarily in education and health, but also economic empowerment - where gender concerns are systematically addressed. Like IFAD, INGOs use different types of strategies to reach the youth out – from direct targeting to self-targeting. However, they pay particular attention to advocacy, policy development, voice, and networking. Investments are multifaceted and aim at tackling youth issues from various perspectives. Investments stem from a holistic view of development – they place value on supporting the multidimensionality of the personal growth of the young person. For this reason, youth rights and equity issues are mainstreamed across activities and addressed through a variety of measures.
149. **(vi) Similarly to the approach adopted by IFAD in WCA and LAC, all INGOs place the youth at the centre of project design, implementation and management and work in a way that recognizes the youth as owners of the projects.** INGOs also place value on forging alliances and partnerships to build on complementarities and provide the diversified support that the youth need while acknowledging that working together is not easy and requires organizational capacity. This is something that is particularly true for IFAD too as the COSOPs' review highlighted that the possibilities of collaboration in terms of youth development promotion while existing are not automatically explored at least at COSOP formulation stage.
150. **Lessons learned.** The evaluation extracted the main lessons learned from each one of these organizations and grouped them by topic as presented below. Topics relate to the way the youth are targeted and offered assistance as well as the way they participate in design and implementation of projects. They also relate to key youth themes such as training and education, employment generation, social capital and voice and how gender issues are mainstreamed within pro-youth interventions.

(i) Targeting

- Targeting the youth specifically increases the chances of increasing employability and job opportunities (AfDB). However, young people are not a homogeneous group; therefore, targeting specific groups and specific disadvantages is more effective (ILO).
- Rural youth and children are the most disadvantaged target group (ILO). Within this group reaching out to the most vulnerable and socially disadvantaged youth such as those living in remote rural areas is particularly challenging (UNDP) and requires special targeting strategies, resources and capacities.

(ii) Assistance strategies

- Interventions that are tailored to meet the specific needs of different groups of youth have the highest impact (AfDB). These should offer comprehensive support packages that meet both the practical and strategic needs of the youth (World Bank, AfDB, UNDP).
- Youth interventions should give rural youth a “voice” and a role in their communities. They should increase the attractiveness of rural areas for the youth through availability of good quality education and training, offer both rural farm as well as non-farm IGAs and be complemented by social and economic infrastructure. This would help offer attractive job prospects and living conditions (UNDP, ILO).
- It is also important to promote entrepreneurship accompanied by expanded access to productive resources such as land and financial services including technological innovation. (IDB – Multilateral Investment Fund, MIJARC).
- These multifaceted interventions should aim at addressing social problems at the same time (AfDB).
- Diversification of livelihoods sources is used as an important risk-management strategy by young farmers and rural youth (MIJARC) and this strategy should be built upon.
- Appropriate sequencing of activities is very important for youth’s early buy-in of projects: immediate short-term results should be followed by investments that deliver impact in the medium to long term (AfDB).

(iii) Education and training

- The quality of, and access to, universal education need to be improved to prevent youth from falling into the unemployment and poverty trap (ILO). Rural youth not only have less access to education, but also the education offered in rural areas is often of low quality and not relevant to rural lives (MIJARC).
- Sustainability of quality education and training by investing in national institutions and its governance is fundamental (World Bank, ADB, IDB). It is important to remember that intervention models that work in one country, may not work in another and therefore education and training strengthening models need to be adapted to the specific operational context (World Bank).
- TVET systems need to be more responsive to the rapidly changing demand for skills across the world through the use of new ICTs, improved curricula and extended outreach. The private sector can play an important role in developing demand based training – the objective should be to provide business solutions for employers. (ADB, AfDB, IDB).
- More emphasis on lifelong learning and soft skills is key to improving youth employability (ILO).

- Trainings are successful when adjusted to the rural situation and they use an integrated approach, combining technical training with life skills (MIJARC).
- Life skills, such as communication, teamwork, motivation and responsibility, are key for building youth employability and are highly valued by employers (IDB).
- Short-term skills building programmes are more effective when three features are present. They include: (i) private sector involvement in training; (ii) classroom instruction combined with employer attachment (internship, apprenticeship); and (iii) training coupled with other services such as job counseling (World Bank).
- Linking employment to training is the most important success factor for training impact (ADB). Programs that combine smoothing the transition from school to work with work based skills development appear to be most effective for youth employment.
- Counselling and job search assistance provide positive labor outcomes. However, their applicability to those countries with a large informal sector seems limited (World Bank).
- Peer-to-peer knowledge transfer works best among young people (Oxfam, IFRC).

(iv) Employment

- Investment climate improvement, value chain development and labour-intensive manufacturing, especially in areas such as agriculture, agri-business and agro-processing, helps youth employment (World Bank, AfDB).
- Youth employment interventions should cover both the supply side (to foster skill development and labor market relevance of skills) and the demand side (to enable environment for job creation and work opportunities) (World Bank, AfDB). Demand management and the use of labour market policies, such as wage subsidies and apprenticeships, can help create jobs for the youth (ADB).
- Entrepreneurship, public investment programmes and employment services should be encouraged to increase employment opportunities, particularly in disadvantaged economies (ADB).
- Policies facilitating access to jobs should not undermine young workers' rights at work and social protection. Income support and employment assistance should go hand in hand to prevent perverse effects (ILO). International labour standards can help safeguard workers' rights and should be promoted and adhered to.
- Public policies on youth should stem from evidence-based research. Policies should be developed with youth participation and regularly monitored and evaluated to adjust to ongoing social transformations and to build knowledge. Effective policies require a high degree of policy coordination and coherence nationally and internationally (UNESCO, ILO).
- Social funds/microcredit operations are effective financial instruments that can be easily inserted in community demand driven interventions for rapid job creation with extended outreach (AfDB, IDB).
- Even if rural youth development programmes are not necessarily able to stop the rapid out-migration of young people from rural to urban areas, they can contribute to slowing it down by providing meaningful training, educational and employment opportunities (UNDP).

(v) Youth participation in projects and social capital

- Participatory approaches to design and implementation are key to the success of pro-youth projects. (MIJARC, Save the Children, Plan, Oxfam). It is important not only to involve youth in the design and implementation of projects, but also involve community members to build on local knowledge, create context-specific interventions, and empower communities to tackle youth issues by themselves. This assures effectiveness and sustainability.
- Social media and networks can help with youth mobilization, voice and outreach, and potentially youth employment policies.
- The limited participation of young people in decision-making and leadership of rural organizations undermines the youth relevance of these organizations' advocacy work and policy dialogue (MIJARC).
- Organizations representing youth must be also involved in policymaking and actions to promote sustainable livelihoods (Oxfam).

(vi) Country ownership and partnerships

- Aligning with country context and fostering ownership by a country are key for youth development interventions' sustainability (World Bank, AfDB).
- Strong partnerships with local authorities and communities are the key to help youth start and improve their own businesses with decent incomes (AfDB). Multi-sector partnerships increase sustainability (IDB) and help create a conducive environment that advocates for the protection of youth rights and youth's basic needs while expanding the opportunities offered to them to reach their full potential (UNDP).
- Partnerships and alliances with other agencies, governments and civil-society organizations at all levels are critical for the success of pro-youth interventions.
- It is important to become more effective in working with others, and develop capacities in true partnership development (Plan).
- While governments are primarily responsible for creating an enabling environment for youth employment, employers – as major providers of jobs, and workers – as direct beneficiaries, have an important role in the process. Action by private sectors (employers and their organizations) to support youth employment can take several forms, which varies across countries depending on national circumstances (ILO).

(vii) Young women

- A gender perspective has not yet been fully incorporated in the way youth are understood and programmes designed (UNDP).
- Empowering young women makes sense in terms of economic development, beyond equity considerations (UN Women).
- It is important to promote gender equality by raising awareness among boys and young men. Young women's empowerment cannot be achieved if programmes exclude young men and boys (Plan, CARE).
- Family and community engagement is critical to promote the young person's empowerment. Simply including young women in development projects does not lead to their empowerment, or to lasting impacts on poverty (CARE, Save the Children).

Key points

- The review of other international organizations' work with the rural youth enabled an understanding of the level of focus granted by others to this target group, the comparative advantage that IFAD has and possible complementarities existing between typologies of interventions and approaches pursued.
- From the review emerged that only FAO and MIJARC are those that are offering specific attention to the rural youth by mandate. Compared to other organizations, IFAD is the only one with a specific mandate to work with the rural youth and is equipped with strategies, policies and guidelines that guide its work with the rural youth specifically.
- The larger IFIs revealed on one side better suited than IFAD to invest heavily in the two sectors that are most relevant to building the human capital of the youth such as health and education. On the other, evaluations showed that only a small portion of their overall investments tend to cover rural areas and this would call for a stronger IFAD's engagement.
- Regional banks do offer a wealth of lessons learned from their employment, vocational training and enterprise development projects while INGOs have been able to apply holistic approaches to youth development promotion and UN agencies RBAs both placing the youth in the position of protagonists of development.
- While approaches and strategies adopted vary considerably, there is broad agreement on priorities and thematic focus which creates the space for partnering – something that INGOs have been more skilled at despite admitting that this is a resource intensive exercise which cannot be given for granted.

VI. Conclusions and reflections for the future

A. Conclusions

151. This evaluation synthesis aimed at understanding the level and instruments of engagement of IFAD and other development partners with the rural youth, while collecting acquired knowledge on what does and does not work and why. This understanding helped clarify both IFAD's comparative advantage in working with this target group and also what possible improvements could be made for more effective engagement.
152. *The evaluation found that IFAD's policy and strategic evolution in terms of youth engagement started in 2003-2004* which led to an enhanced focus from about 2006 onwards, at the time when youth bulges peaked in many of the developing countries in which IFAD operates. However, the Fund's engagement with this target group was well under way before then particularly in those countries where rural youth poverty and unemployment, under or over employment, were well entrenched. Overall, this evaluation's project selection showed that about 83 per cent of past pro-youth projects targeted the rural youth explicitly and 42 per cent included youth-specific activities.
153. *Historic trend analyses have shown that the youth situation has worsened since the onset of the financial crisis and economic downturn in 2008/2009*, and the projects and COSOPs' review revealed that IFAD's youth programming has expanded since then. Analyses also showed that while 46 per cent of the COSOPs developed in the last decade offer some level of reflection on and response to the conditions affecting the youth, only 23 per cent offer an excellent one, which is well targeted and diversified. Positive correlation was also found between level of response and presence of performance monitoring indicators that were age disaggregated.
154. *In terms of typology of investments, IFAD's pro-youth interventions aim at their economic empowerment primarily* by enabling access to financial services, supporting entrepreneurship development and business training. Vocational and technical training are also important typical pro-youth investments within IFAD supported projects. It is noteworthy, however, that only few seem to address the

issue of access to land by youth and off farm income generating opportunities are offered to rural youth more often than on farm ones.

155. *In terms of regional differentiation of response, strong engagement emerged in the portfolios in the regions of WCA, LAC and, to a lesser extent, NEN where the youth are generally a specific target group of both loan and grant funded investments, and are offered diversified assistance. In ESA and APR, the youth are traditionally included in the overall target group and only more recently were these dedicated specific programmes.*
156. *The paucity of age disaggregated data produced by often weak M&E systems limited the possibilities of comparing the results of these youth specific projects with the former ones.* Taking this caveat in consideration, the project's review revealed that the performance of about half of the projects was in the satisfactory zone and the best performing typologies of projects in terms of pro-youth outcomes were those investing in rural enterprise and finance development and espoused community driven development approaches.
157. This latter finding, in particular, made this evaluation conclude that, on one side, the ongoing value chain and rural enterprise development efforts are holding their promise in terms of pro-youth development outcomes. On the other, the CDD projects' generation that started in the late 1990s has brought about similarly positive results. This is true when implementation methods are genuinely participatory, good community facilitation is available and project decision making community-based. This type of projects are contributing higher results in terms of equity and outreach levels in respect to the projects focussing exclusively on rural enterprise and value chain development. CPMs are of the view that the two types do benefit from a hybrid mix of measures where elements of one are merged into the other.
158. *In terms of best practices, most projects indicated that the best targeting choice is to adopt a youth mainstreaming approach where youth concerns are addressed throughout project activities and that specific activities are developed for the youth's exclusive benefit.*
159. *Diversified targeting mechanisms and assistance strategies are also required to cover the specificity and heterogeneity of the rural youth as a group.* While investing in the most entrepreneurial youth provides high returns in terms of rural transformation and the economy as a whole, it leaves out the most disadvantaged ones that do not have the confidence, experience, attitude or financial means to participate in projects. IFAD funded projects may not be able to target all of them. However, other development aid partners could and the Fund could help partner governments leverage their resources and expertise to foster inclusive rural economic growth.
160. *Finally, project experience highlighted the importance of assessing local institutions' capacity to work with the youth and of socio-economic profiling to understand the specific constraints and opportunities available to each of the target sub-groups.*
161. *Most IFAD lessons learned collected encourage selecting the sectors that have the largest potential in terms of youth employment generation, already at COSOP development stage.* At the same time, they point to the fact that involving the youth in design, choosing the appropriate sequencing of activities and establishing a well-functioning project support structure - including partnerships for diversified service delivery - before project commencement are important elements that contribute to the project credibility, the youth's buy-in and successful pro-youth outcomes.
162. *From the review of other organizations' work with the rural youth, numerous common lessons learned have emerged and integrating them systematically in the*

knowledge base of IFAD's pro-youth designs could help increase its effectiveness. The review showed that each intervener contributes to the youth development discourse with different perspectives and approaches – from holistic approaches of the INGOs that aim at fostering the personal and professional growth of the young person as a whole, to the rights based approaches of the UN agencies seeing the poverty and deprivation affecting the youth as a basic human right violation and the more economic growth focussed IFIs that see investing in the human capital of the young person through better education and health services as a pre-requisite to increase human productivity and foster economic development.

163. *Compared to other organizations, IFAD holds a privileged position in terms of unique mandate and now ample set of policies, strategies and guidelines that guides its work with the rural youth.* IFAD projects target remote, rural areas, where poverty is entrenched and the youth particularly disadvantaged – the organization brings a wealth of experiences with approaches and strategies that aim at the youth's economic empowerment and have proven successful in building sustainable livelihoods. Nonetheless, the target of eradicating the extreme poverty that affects 900 million people worldwide has crowded out "going alone" as an option. IFAD can use its experience and knowledge to attract additional resources and capacities to invest in the rural areas and in rendering agriculture a sustainable, profitable business.
164. *This requires a systematic effort to partnering and to learning from its pro-youth investments,* half of which are currently not monitored at country programme level. Being able to demonstrate what does and does not work and why is a sine qua non for an institution that identified scaling up as its "mission critical".

B. Reflections for the future

165. In order to help answer the question on how IFAD can further improve its work with the rural youth, the evaluation would like to offer the following reflections for the future. These aim at feeding the debate on the way forward at the time when the post-2015 agenda is being formulated and IFAD's role re-defined in terms of contribution to the achievement of specific targets within a common vision of a world free from hunger and poverty.
166. As the role of the rural youth as powerful catalysts of rural transformation and agricultural sustainability has emerged as undeniable, the Fund would need to reflect on how to materialize the following steps to further unleash the potential of the vast youth bulges that many of its member states are now endowed with but still unable to tap into fully:
167. **(i) Mainstreaming the youth across country programmes in all regions.** The Fund elected youth mainstreaming as one of its main principles of engagement in its Strategic Framework and has subsequently equipped itself with policies and guidelines that, based on its experiences and international best practices, can guide both the design and implementation of its country programmes towards best pro-youth outcomes.
168. The challenge that is most pressing as emerged from the review of available evaluative evidence concerns the systematic integration of IFAD's knowledge within its operations and the consistent application of the Fund's fifth principle of engagement across the entirety of all portfolios and regions through specific attention, accompanied by financing amounts that are commensurate to the task.
169. Mainstreaming the youth does not require a blueprint approach but the recognition that the youth need to be engaged as leaders from project design throughout the project cycle. Their leadership is needed to ensure that they gain ownership and that development interventions properly capture their talents and address their aspirations.

170. **(ii) Investing in the update of the knowledge base on youth and adequate socio-economic profiling.** Both are precious investments that precede project design and regional divisions such as LAC and WCA are increasingly making. These investments translate in an enhanced quality of response that country programmes can offer and which is commensurate to the issues affecting the youth today. The knowledge products that these investments deliver inform targeting strategies, support packages, project management set-ups and appropriate sequencing of activities – all the ingredients determining the success or the failure of a project in terms of pro-youth outcomes. The challenge for the Fund is to give priority in terms of resources allocation to the systematic update of its knowledge base and the accurate collection of context-specific youth intelligence during socio economic profiling at design stage across regional portfolios. Justification for these investments is even stronger when one considers that increasingly IFAD will be called to assist member states that are classified as middle-income countries through sharing of knowledge products and TA rather than financial support.
171. **(iii) Resolving the issue of efficiency versus equity upfront at design stage in terms of target group identification.** In the past, quality assurance reviewers have often asked the question: “Which youth is the project targeting?” The heterogeneity of the rural youth poses a targeting challenge itself. Further, this is compounded with the need to balance complexity of design with management capacities that are available on one side and, on the other, to keep the focus on select few activities that can act as flywheel of rural transformation. From this point of view, it is understandable that careful choice of the target group is the norm. This means choosing how far the project or the whole country programme will go in terms of extending its outreach and removing the barriers at entry that the youth, and particularly certain categories of youth, do face. Instead of self-targeting approaches, direct targeting mechanisms for the various sub-groups would be preferable along with the definition of clear eligibility criteria. This would help overcome the ambition of spreading resources to thinly while openly stating what can and cannot be done.
172. Evaluations noted that the practice of grouping the youth with other vulnerable groups such as indigenous peoples or women and implementing self-targeting approaches solely does not work out. The issue to ponder in this case would be: who will target those that were left out from IFAD-funded projects and what is IFAD’s current commitment to advocating on their behalf?
173. **(iv) The adoption of age disaggregated monitoring indicators determines IFAD’s ability to learn, report on results and play its role as an upscaling institution.** A fundamental step forward in terms of IFAD’s ability to learn from its pro-youth interventions is constituted by the systematic adoption of age disaggregated monitoring indicators against which all projects’ teams would report results for both grant and loan funded activities. Only then will IFAD be able to learn about what does and does not work and why in terms of youth development, help steer performance accordingly, share its knowledge with partners and work as an enabling platform for scaling up and replication of successful models.
174. **(v) The Fund’s work with the rural youth requires strategic partnership.** Making rural life appealing and offering the comprehensive assistance packages that the youth require call for a plethora of skill mixes, typologies of investments and amounts of resources that IFAD and governments alone can neither provide nor feasibly manage within one project vehicle only. Working with and through others is therefore essential if the youth are the elected target group. Partnering is a resource intensive effort and requires flexible, effective instruments of cooperation which enable the Fund to engage a large variety of partners, learn with them and develop new solutions.

175. From this perspective, is the innovation space created by the grant funded activities, often used to pilot test or research on pro-youth initiatives for example, effectively balanced with learning and scaling up efforts? Are there sufficient instruments to engage with other interveners such as the private sector also for example within South-South cooperation frameworks that are able to mobilize currently more resources than the global ODA?
176. Successful, innovative models that the Fund has been able to develop in the last decade need now to be brought to scale: the resources that have fuelled and the corresponding scale at which youth specific activities have operated so far need to be increased to be able to offer a response that is proportionate to the magnitude of the issue. This means that increasing volume of investments in the rural youth will need to be accompanied by “going together” with like-minded partners.

Young apprentices work at Ruffin Razafindrakoto's cobbler's studio, Analamanga, Madagascar

©IFAD/R. Ramasomanana



Bibliography

IFAD's strategy documents

- IFAD. 2012. *Partnership Strategy*. Rome: IFAD.
- IFAD. 2012. *Policy on Environment and Natural Resource Management*. Rome: IFAD.
- IFAD. 2012. *Policy on Gender Equality and Women's Empowerment*. Rome: IFAD.
- IFAD. 2011. *IFAD Strategic Framework 2011-2015: Enabling Poor Rural People to Improve Their Food Security and Nutrition, Raise Their Incomes and Strengthen Their Resilience*. Rome: IFAD.
- IFAD. 2011. *IFAD Country Presence Policy and Strategy*. Rome: IFAD.
- IFAD. 2011. *IFAD Environment and Natural Resource Management Policy*. Rome: IFAD.
- IFAD. 2011. *Private-sector Strategy: Deepening IFAD's Engagement with the Private Sector*. Rome: IFAD.
- IFAD. 2011. *Report of the Consultation on the Ninth Replenishment of IFAD's Resources*. Rome: IFAD.
- IFAD. 2011. *Rural Poverty Report 2011: New Realities, New Challenges: New Opportunities for Tomorrow's Generation*. Rome: IFAD.
- IFAD. 2010. *IFAD Climate Change Strategy*. Rome: IFAD.
- IFAD. 2009. *Guidelines on Poverty Targeting in IFAD Supported Projects*. Rome: IFAD.
- IFAD. 2009. *Policy on Engagement with Indigenous Peoples*. Rome: IFAD.
- IFAD. 2009. *Rural Finance Policy*. Rome: IFAD.
- IFAD. 2008. *Guidance Note on Institutional Analysis*. Rome: IFAD.
- IFAD. 2008. *Policy on Improving Access to Land and Tenure Security*. Rome: IFAD.
- IFAD. 2007. *IFAD Innovation Strategy*. Rome: IFAD.
- IFAD. 2007. *IFAD's Strategy for Knowledge Management*. Rome: IFAD.
- IFAD. 2007. *Private-sector Development and Partnership Strategy*. Rome: IFAD.
- IFAD. 2006. *IFAD Policy on Crisis Prevention and Recovery*. Rome: IFAD.
- IFAD. 2006. *IFAD Targeting Policy: Reaching the Rural Poor*. Rome: IFAD.
- IFAD. 2006. *Sector-wide Approaches for Agriculture and Rural Development*. Rome: IFAD.
- IFAD. 2004. *Rural Enterprise Policy*. Rome: IFAD.
- IFAD. 2003. *Plan of Action 2003-2006: Mainstreaming a Gender Perspective in IFAD's Operations*. Rome: IFAD.

IFAD's evaluation reports

- IFAD. 2013. *Nepal: Country Programme Evaluation*. Rome: IFAD.
- IFAD. 2013. *République du Mali: Évaluation du Programme de Pays*. Rome: IFAD.
- IFAD. 2013. *Republic of Uganda: Country Programme Evaluation*. Rome: IFAD.
- IFAD. 2012. *Republic of Ghana: Country Programme Evaluation*. Rome: IFAD.
- IFAD. 2012. *Republic of India: Country Programme Evaluation*. Rome: IFAD.
- IFAD. 2012. *Republic of Rwanda: Country Programme Evaluation*. Rome: IFAD.
- IFAD. 2012. *Republic of Yemen: Country Programme Evaluation*. Rome: IFAD.

- IFAD. 2012. *Socialist Republic of Viet Nam: Country Programme Evaluation*. Rome: IFAD.
- IFAD. 2011. *République du Niger: Évaluation du Programme de Pays*. Rome: IFAD.
- IFAD. 2010. *República Argentina: Evaluación Del Programa en el País*. Rome: IFAD.
- IFAD. 2008. *Federative Republic of Brazil: Country Programme Evaluation*. Rome: IFAD.
- IFAD. 2008. *Royaume du Maroc: Évaluation du Programme de Pays*. Rome: IFAD.
- IFAD. 2006. *Estados Unidos Mexicanos: Evaluación del Programa en el País*. Rome: IFAD.
- IFAD. 2005. *Arab Republic of Egypt: Country Programme Evaluation*. Rome: IFAD.
- IFAD. 2005. *République du Bénin: Évaluation du Programme de Pays*. Rome: IFAD.
- IFAD. 2004. *République du Sénégal: Évaluation du Programme de pays Rapport d'évaluation*. Rome: IFAD.
- IFAD. 2003. *République tunisienne: Evaluation du Programme du pays Rapport d'évaluation*. Rome: IFAD.

Others

- African Development Bank (AfDB). 2013. *Africa Economic Brief: Accelerating the AfDB's Response to the Youth Unemployment Crisis in Africa*. Volume 4, No. 1.
- Akira Murata. 2014. *Designing youth employment policies in Egypt*. Working Paper 68, Global Economy and Development at Brookings, January 2014.
- Amin, S. 2008. *Enhancing the benefits of girls' livelihood strategies*. Brief no. 17, Washington D.C.: Population Council.
- Asian Development Bank (ADB). 2009. *Focus on Education: Good Practice in Technical and Vocational Education and Training*. Manila: ADB.
- Atchoarena, D. and L. Gasperini. 2009. *Education for rural development: towards new policy responses*. Rome: FAO.
- Australian Bureau of Statistics. 2011. *Australian Farming and Farmers*.
- Bartlett, S. 2010. *Responding to the perspectives of the urban youth*. Environment and urbanisation Brief 21, International Institute for Environment and Development.
- Bennell, P.S. 2000. *Improving youth livelihoods in sub-Saharan Africa: A review of policies and programmes with particular reference to the link between sexual behaviour and economic well-being*. Ottawa: International Development Research Centre/USAID.
- _____. 2011. *Investing in the future: Creating opportunities for young rural people*. August 2011. Rome: IFAD.
- Betcherman, G., M. Godfrey, S. Puerto, F. Rother and A. Stavreska. 2007. *A review of interventions to support young workers: findings of the Youth Employment Inventory*. Social Protection Discussion Paper No. 7015. Washington D.C.: World Bank.
- Bureau for Crisis Prevention and Recovery (BCPR). 2005. *Youth and Violent Conflict: Society and Development in Crisis?*. Geneva: BCPR.
- _____. 2007. *Annual Outlook 2006-2007*. Geneva: BCPR.
- _____. 2008. *Joint-Programming on Youth/Afghanistan/Comparative Experiences*. Geneva: BCPR.

- Brooks, K., Zorya, S., Gautam, A., and Goyal, A. 2013. *Agriculture as a Sector of Opportunity for Young People in Africa*. Policy Research Working Paper 6473. Washington D.C.: World Bank.
- CARE. 2008. *Narative report: Youth development Project*. April – August 2008. Banda Aceh, Indonesia.
- _____. 2012. *CARE Australia Annual Report 2011/12*. Forest Stewardship Council.
- CARE website. *Youth Initiatives to Enhance out-of-school Learning for Development (YIELD) Project*. <http://www.care.org/careswork/projects/rwa073.asp>
- _____. CARE International in Pakistan. Available at: <http://www.careinternational.org.pk/>
- César Calderón and Luis Servén. 2010. *Infrastructure in Latin America*. Washington D.C.: World Bank.
- Davis, B., Winters, P., Carletto, G., Covarrubias, K., Quinones, E., Zezza, A., Stamoulis, K., Bonomi, G., and DiGiuseppe, S. 2007. *Rural Income Generating Activities: A Cross-Country Comparison*. ESA Working Paper No. 07-16. Rome: FAO.
- Davis, S., E. Nkonya, E. Kato, D. Ayalew, M. Odendo, R. Miiro and J. Nkuba. 2009. *Impact of Farmer Field Schools on agricultural productivity, poverty and farmer empowerment in East Africa*. Washington, D.C.: International Food Policy Research Institute.
- Deshingkar, P. 2004. *Understanding the implications of migration for pro-poor agricultural growth*. London: Overseas Development Institute.
- Djeddah, C., et al. 2008. *Sharing Junior Farmer Field and Life Schools Experiences, Challenges and Innovations*. Rome: FAO.
- Economist. 2013. *Farming in Japan*. April 2013.
- Food and Agriculture Organization of the United Nations (FAO). 2009. *Rural youth: tapping the potential*. FAO Rural Youth Development Programme. Rome: FAO.
- _____. 2009. *How to Feed the World in 2050*. Issues Brief, High-level Expert Forum, 12-13 October. Rome: FAO.
- _____. (n.d.). *Improving Youth Organizations in Asia: Lessons from Three Asian Case Studies*. Bangkok: FAO, Regional Office for Asia and the Pacific.
- FAO website. *FAO Rural Youth Development Program*. Available at: <http://www.fao.org/ruralyouth/program.html>
- _____. Junior Farmer Field and Life Schools. Available at: <http://www.fao.org/knowledge/goodpractices/bp-gender-equity-in-rural/bp-junior-farmer-field/en/>
- Fay, M. and Morrison, M. 2007. *Infrastructure in Latin America & Caribbean: Recent Developments and Key Challenges*. Washington D.C.: The International Bank for Reconstruction and Development/World Bank.
- Food, Agriculture and National Resources Policy Analysis Network (FANRPAN) website. *Youth in Agriculture: Nothing for the youth without the youth*. Available at: <http://www.fanrpan.org/projects/youth-in-agriculture/>
- Freedman, D. 2008. *Improving skills and productivity of disadvantaged youth*. ILO Employment Sector Working Paper No. 7. Geneva: ILO.
- Giovannucci. 2011. *Old Farmers, Migration, and the Decline of Agriculture as We Know It*.

- Haggblade, S., Hazel, P. and T. Reardon. 2002. *Strategies for stimulating poverty-alleviating growth in the rural non-farm economy in developing countries*. Washington D.C.: International Food Policy Research Institute.
- HelpAge International. 2012. *Policy Briefing by Mark Gorman*. February 2012.
- Ian Ivey. 2008. *Caribbean Opportunities in Agri-business*. CARICOM.
- Independent Evaluation Group (IEG). 2012 *Youth Employment Programs: An Evaluation of World Bank and IFC Support*. Washington D.C.: World Bank.
- Inter-American Development Bank (IDB). 2008. *Evaluating the Impact of Job Training Programs in Latin America: Evidence from IDB funded operations*. IDB.
- _____. 2010. *IDB supports youth development to improve their economic opportunities*. News Releases, 15 September. Available at: <http://www.iadb.org/en/news/news-releases/2010-09-15/idb-supports-youth-development-to-improve-their-economic-opportunities,7908.html>
- International Federation of Red Cross and Red Crescent Societies (IFRC). 2009. *Solferino Youth Declaration 2009*. IFRC.
- _____. 2011. *Youth Policy*. The 21st session of the General Assembly in 2017. Available at: <http://www.ifrc.org/Global/Governance/Policies/youth-policy-en.pdf>
- IFRC website. *Youth*. Available at: <http://www.ifrc.org/en/what-we-do/youth/>
- _____. *Youth Award*. Available at: <http://www.ifrc.org/en/what-we-do/youth/youth-development/youth-award/>
- International Fund for Agricultural Development (IFAD). 2009. *Guidance note on poverty targeting in IFAD supported projects*. Rome: IFAD.
- _____. 2009. *Working with youth: Making a Difference in Asia and the Pacific: Working with youth*. Issue No. 29 – November-December. Rome: IFAD.
- _____. 2010. *Farming the Future*. Terraviva – Benin Gabon Newsletters. Available at: <http://www.ipsnews.net/africa/publications/>
- _____. 2010. *Rural Poverty Report 2011: New realities, new challenges: new opportunities for tomorrow's generation*. December 2010. Rome: IFAD.
- _____. 2011. *Agriculture-pathways to prosperity in Asia and the Pacific*. Rome: IFAD.
- _____. 2011. *Feeding future generations: Young rural people today – prosperous, productive farmers tomorrow*. Proceedings of the Governing Council High-Level Panel and Side Events – Thirty-fourth Session of IFAD's Governing Council, February 2011. Rome: IFAD.
- _____. 2011. *FIDAction in West and Central Africa*. Issue number 20: Special issue on youth and agriculture. February 2011. Rome: IFAD.
- _____. 2011. *Putting young people first*. IFAD's President Viewpoint, December 2011. Rome: IFAD.
- _____. 2011. *Smallholders can feed the world*. IFAD's President Viewpoint, February 2011. Rome: IFAD.
- _____. 2011. *Sub-Saharan Africa Rural Youth: Investing today for a better tomorrow*. Thirty-fourth Session of IFAD's Governing Council, 20 February 2011. Rome: IFAD.
- _____. 2011. *Unleashing the potential of young rural people in the Near East, North Africa and Europe* – Thirty-fourth Session of IFAD's Governing Council, 20 February. Rome: IFAD.
- _____. 2011. *Updated Guidelines and Source Book for Preparation and Implementation of a Results-Based Country Strategic Opportunities Programme*. Rome: IFAD.

- _____. 2012. *Amplifying the voices of WCA young farmers*. Terraviva – Benin Gabon Newsletters. Available at: <http://www.ipsnews.net/africa/publications/>
 - _____. 2012. *IFAD Annual Report 2012*. Rome: IFAD.
 - _____. 2012. *Report on IFAD's Development Effectiveness*. Rome: IFAD.
 - _____. 2013. *Regional Portfolio Reviews 2012-2013*. Programme Management Department. Rome: IFAD.
 - _____. 2013. *International Youth Day 2013: Spotlight on the risks and opportunities facing today's young migrants*. Available at: <http://www.ifad.org/media/events/2013/youth.htm#sthash.rKTz0QTX.dpuf>
 - _____. 2013. *Investing in young rural people for the future we want*. Discussion paper building on research conducted for Guidance Note, Policy Brief as well as Governing Council 2014 on smallholder family farming. Rome: IFAD.
 - _____. 2013. *Youth Guidance Note: Designing Programmes that Improve Young Rural People's Livelihood*. May 2013. Rome: IFAD.
 - _____. 2013. *Youth Policy brief: Improving Young Rural Women's and Men's Livelihoods - the most sustainable means of moving to a brighter future*. May 2013. Rome: IFAD.
- International Fund for Agricultural Development (IFAD) and International Labour Organization (ILO). 2012. *Promoting decent and productive employment of young people in rural areas: A review of strategies and programmes*. Workshop report 13 April 2012. Rome: IFAD.
- International Fund for Agricultural Development (IFAD), International Labour Organization (ILO), Food and Agriculture Organization of the United Nations (FAO) and United Nations World Food Programme (WFP). 2011. *Broadening coherence and collaboration for rural development through employment and decent work*. Joint report on Expert and Inter-agency Technical Meeting, 14-15 November 2011. Geneva: ILO.
- International Fund for Agricultural Development (IFAD), International Labour Organization (ILO) and Mouvement International de la Jeunesse Agricole et Rurale Catholique (MIJARC). 2012. *Facilitating access of rural youth to agricultural activities*. The Farmers' Forum Youth session, 18 February 2012. Rome: IFAD.
- IFAD Website. *IFAD Social Reporting Blog on young people*. Available at: <http://ifad-un.blogspot.it/search/label/youth>
- _____. *Elsa Espinoza Delgado: promoting youth leadership*. Available at: <http://www.ifad.org/rpr2011/testimonials/peru/elsa.htm>
 - _____. *Morocco - Out-migration of rural youth*. Available at: http://www.ifad.org/gender/learning/challenges/youth/m_6_3.htm
 - _____. *Grenada - The impact of gender stereotypes on youth*. Available at: http://www.ifad.org/gender/learning/challenges/youth/g_6_3.htm
- International Labour Organization (ILO). 2009. *Independent evaluation of the ILO's strategy to increase member States' capacities to develop policies and programmes focused on youth employment*. Governing Body, 306th Session, November. Geneva: ILO.
- _____. 2010. *Accelerating action against child labour. Global Report under the follow-up to the ILO Declaration on Fundamental Principles and Rights at Work 2010*. Geneva: ILO.
 - _____. 2010. *Global Employment Trends for Youth: Special issue on the impact of the global economic crisis on youth*. Geneva: ILO.

- _____. 2011. *Jobs for Peace Program: 12,500 Youth Employed and Empowered through an Integrated Approach*. Geneva: ILO.
- _____. 2012. *Employment Working Paper No. 124*. Geneva: ILO.
- _____. 2012. *Rural policy briefs: Investing in youth for rural transformation*. Geneva: ILO.
- _____. 2012. *The Youth Employment Crisis Highlights of the 2012 ILC report*. Geneva: ILO.
- _____. 2013. *Global Employment Trends for Youth 2013: A generation at risk*. Geneva: ILO.
- _____. 2013. *Mobilizing Support for the Call for Action on the Youth Employment Crisis*. Geneva: ILO, February 2013.
- _____. 2013. *The ILO and Youth Employment*. Geneva: ILO.
- _____. 2013. *Trends Econometrics Models*. Geneva: ILO, October 2013.
- _____. 2013. *World of Work Report 2013 – Repairing the economic and social fabric*. Geneva: ILO.
- _____. 2014. *Global Employment Trends: Risk of a jobless recovery?*, January 2014.
- _____. (n.d.). *Youth Employment: Overview of ILO programmes*. Geneva: ILO.
- ILO website. *Youth employment: Promoting jobs, protecting people*. Available at <http://www.ilo.org/global/topics/youth-employment/lang--en/index.htm>
- IRIN Asia. 2013. *Filipino farmers - a dying breed?*. February 2013.
- Isabel M. Alvarez. 2008. *IDB youth program presentation*. 23 October.
- James, C., and S. Atler. 2003. *Trafficking of young women. In Highly Affected, Rarely Considered: The International Youth Parliament Commission's Report on the Impacts of Globalisation on Young People*. Sydney: Oxfam International Youth Parliament.
- Jöhr, Hans. 2012. *Where are the Future Farmers to Grow Our Food?*. International Food and Agribusiness Management Review Volume 15 Special Issue A, International Food and Agribusiness Management Association (IFAMA).
- Kees van der Geest. 2010. *Rural Youth Employment in Developing Countries: A Global View*. Rome: FAO.
- Lenita Sulthani. 2011. *Ageing farmers threaten Indonesian food security*, for Reuters. June 2011.
- Lule, E. *Youth deliver the future investing in youth people's health and development: Research that improves policies and programs*. Opening Plenary Remarks. Abuja, Nigeria, 27-29 April, 2008. World Bank.
- Luz Mery Benavides Orrillo. 2010. *Trying to improve living conditions through productive initiatives under the principles of solidarity economy*. MIJARC.
- Multilateral investment Fund (MIF). 2012. *An agenda for action: Give youth a chance*. New York: MIF.
- MIF website. *Youth Employment and Entrepreneurship*. Available at: <http://www5.iadb.org/mif/Projects/AccessToMarkets/Youth/tabid/429/language/en-US/Default.aspx>
- Meissner, L. 2009. *Blazing a Trail, Addressing Obstacles: Lessons from Save the Children and Fondation Zakoura's Youth Microfinance and Training Program*. The SEEP Network and Save the Children US. Washington D.C.: The SEEP Network.

- Mouvement International de la Jeunesse Agricole et Rurale Catholique (MIJARC). 2011. *MIJARC Pilote Project: Facilitating Access of Rural Youth to Agriculture Activities*.
 _____. 2012. *World Action Plan 2012-2016*.
- MIJARC website. *Stay Rural, Start a Project*. Available at:
<http://old.mijarc.net/index.php?id=152>
- Narayan, Deepa with Raj Patel, Kai Schafft, Anne Rademacher and Sarah Koch-Schulte. 2000. *Voices of the Poor: Can Anyone Hear Us?* New York, N.Y.: Published for the World Bank, Oxford University Press.
- Nazneen, S. 2009. *Save the Children Youth Financial Services: Adolescent Girls Project*. Youth-Inclusive Financial Services Case Study Series, Case Study No. 10. Washington D.C.: Making Cents International.
- Nedbank Capital. 2013. *African Agriculture Review*. Volume 2, Issue 6. June 2013.
- Organization for Economic Co-operation and Development (OECD) and International Labour Organization (ILO). 2011. *Giving youth a better start: A policy note for the G20 Meeting of Labour and Employment Ministers*. Paris, 26–27 September. Paris: OECD and Geneva: ILO.
- OECD website. Available at: www.oecd.org/
- Oxford Committee for Famine Relief (Oxfam). 2007. *Youth involvement in JOHAP partner responses to HIV and AIDS*. Victoria: Oxfam Australia.
- _____. 2010. *Active Citizenship & Accountability Report*. Oxfam International Youth Partnerships.
- Oxfam website. *Oxfam International Youth Partnerships*. Available at:
<http://oiyp.oxfam.org.au/>
- Plan. 2010. *Promoting child rights to end child poverty: Achieving lasting change through Child-Centred Community Development*. Plan International.
- _____. 2011. *Because I am a Girl: So, what about boys?*. Plan International.
- _____. 2011. *Plan's Policy on Gender Equality Building an Equal World for all Children*. Surrey: Plan International.
- _____. 2011. *Plan's strategy to 2015: One Plan, One Goal: Rights and Opportunities for every child*. Plan International.
- Pera, M. and Romano, M. 2010. *Engagement with the rural youth in IFAD programmes, experiences in the Latin America and the Caribbean Region along the Project Cycle*, Procasur.
- Proctor, F.J. and V. Lucchesi. 2012. *Small-scale farming and youth in an era of rapid rural change*. London: International Institute for Environment and Development (IIED).
- Puerto, O.S. 2007. *International Experience on Youth Employment Interventions: The Youth Employment Inventory*. Washington, DC. 2007.
- _____. (2007). *Labour market impact on youth: A meta-analysis of the Youth Employment Inventory*. Washington D.C.: World Bank.
- Rajeandram, D. 2013. *The Promise and Peril of India's Youth Bulge*. Available at:
<http://thediplomat.com/2013/03/the-promise-and-peril-of-indias-youth-bulge/>
- Save the Children. 2012. *Annual Review 2011: Visible Leadership for Children*. London: Save the Children International.
- _____. 2012. *Save the Children's global education strategy to 2015: Moving ahead on education*. London: Save the Children International.

- Susana Lastarria-Cornhiel. 2006. *Feminization Of Agriculture: Trends And Driving Forces*. Background Paper For The World Development Report 2008. November 2006.
- Technical Centre for Agricultural and Rural Cooperation (CTA). 2010. *Youth and rural development in ACP countries*. Briefing No. 19. Brussels: CTA.
- The MasterCard Foundation. Youth Learning. Wageningen: CTA.
- Thomas Fuller. 2012. *Asia Pacific: Thai Youth Seek a Fortune Away From the Farm*. The New York Times. June 2012.
- United Nations Economic and Social Commission for Asia and the Pacific (ESCAP). 2011. *Statistical Yearbook for Asia and the Pacific*. Bangkok: ESCAP.
- United Nations Educational, Scientific, and Cultural Organization (UNESCO). 2009. *Education for All Global Monitoring Report 2009*.
- _____. 2013. *Adult and youth literacy in 2011*. UNESCO Institute for Statistics (UIS). September 2013. Available at: <http://huebler.blogspot.it/2013/09/literacy.html>
- United Nations Development Group (UNDG). *United Nations System-wide Action Plan on Youth*. Available at: [http://www.undg.org/docs/13099/UN%20System-wide%20Action%20Plan%20on%20Youth%20\(3\).pdf](http://www.undg.org/docs/13099/UN%20System-wide%20Action%20Plan%20on%20Youth%20(3).pdf)
- United Nations Development Programme (UNDP). *Making the Link: Human Rights and the Millennium Development Goals*. Oslo: UNDP Oslo Governance Centre.
- UNDP website. *Building a Better World, Partnering with Youth: A Glimpse at How the UN is Engaging with Youth Across the Globe*. Available at: http://www.undp.org/content/undp/en/home/ourwork/democraticgovernance/projects_and_initiatives/dggyouth/unyouth/ (accessed from 6 August 2013).
- United Nations Children's Fund. (UNICEF). 2011. *Adolescents, Youth and International Migration: Figures and Facts*.
- _____. 2012. *When the global crisis and youth bulge collide*.
- _____. 2013. *Population Dynamics: International Migration, Children and Adolescents*. April 2013.
- _____. (n.d.). *Fast facts on Adolescents and Youth in Latin America and the Caribbean*.
- United Nations Department of Economic and Social Affairs. 2005. *World youth report 2005: Young people today, and in 2015*. New York: United Nations.
- _____. 2007. *World Youth Report 2007: Young People's Transition to Adulthood: Progress and Challenge*. New York: United Nations.
- _____. 2010. *Fact Sheet: Youth as a Smart Investment*. International Year of Youth.
- _____. 2010. *Regional Overview: The State of Youth in Asia and the Pacific*.
- _____. 2010. *World Population Policies 2009*. New York: United Nations.
- _____. 2011. *International Migration in a Globalizing World: The Role of Youth*. New York: United Nations.
- _____. 2011. *World Youth Report 2011: Youth Employment: Youth Perspectives on the Pursuit of Decent Work in Changing Times*. New York: United Nations.
- _____. 2013. *World Population Prospects: The 2012 Revision*. New York: United Nations. New York: United Nations.
- _____. 2013. *World Youth Report: Migration and Development*. New York: United Nations.
- _____. (n.d.). *Growing Together: Youth and the Work of United nations*. New York: United Nations.

- United Nations Entity for Gender Equality and the Empowerment of Women (UN WOMEN). 2013. *The gender dimension of the Millennium Development Goals Report*. Available at: <http://www.unwomen.org/en/news/stories/2013/7/the-gender-dimension-of-the-millennium-development-goals-report-2013/>
- _____. 2013. *Annual report 2012-2013*. New York: UN WOMEN.
- _____. UN WOMEN News. 25 June 2013. Available at: <http://www.unwomen.org/en/news/stories/2013/6/un-women-exists-because-every-woman-and-girl-should-be-able-to-envision-a-bright-future>
- UN WOMEN website. *Rural Women*. Available at: <http://www.unwomen.org/en/what-we-do/economic-empowerment/rural-women>
- United Nations Office on Drugs and Crime (UNODC). 2012. *Global Report on Trafficking in Persons*. Vienna: UNODC.
- United Nations World Food Programme (WFP). (n.d.). *Learning from Experience: Good Practices from 45 Years of school Feeding*. Rome: WFP.
- Urdal, H. 2012. *A Clash of Generations? Youth Bulges and Political Violence*. Harvard University and Peace Research Institute Oslo, UNDESA Expert Series, 2012/1.
- _____. 2006, *A Clash of Generations? Youth Bulges and Political Violence*. International Studies Quarterly (2006) 50, 607–629, Blackwell Publishing, USA. Also in Harvard University and Peace Research Institute Oslo, UNDESA, Expert Series, 2012/1 UNDESA.
- U.S. Department of Agriculture (USDA). 2007. *Census of Agriculture: Farmers by Age*. National Agricultural Statistics Service, USDA.
- _____. 2012. *2012 Census of Agriculture*. USDA.
- World Bank. 2006. *World Development Report 2007: Development and the next generation*. Washington D.C.: World Bank.
- _____. 2007. *Youth in World Bank Operations: Regional Trends and Highlights*.
- _____. 2011. *World Development Report 2011: Conflict, Security and Development*. Washington D.C.: World Bank.
- _____. 2013. *World Development Report 2013: Jobs*. Washington D.C.: World Bank.
- World Bank website. *Children and Youth*. Available at: www.worldbank.org/childrenandyouth
- World Future Council. 2013. *Intergenerational Equity: Bringing Future Perspectives to the Status Quo*. Global Conference 4 July 2013.

Pro-youth outcomes – main documentation reviewed

List of project performance assessments (PPAs), completion evaluations (CEs) and interim evaluations (IEs) reviewed

<i>PPAs, CE and IEs rated (iii)</i>	<i>Year of PPA, CE or IE</i>	<i>CPE Year</i>	<i>Youth relevance of CPE</i>	<i>COSOP Year, youth relevance?</i>	<i>Rate of youth relevance of COSOP</i>
LAC (9 projects)					
Brazil					
1. Sustainable Development Project for Agrarian Reform Settlements in the Semi-Arid North-East (Dom Hélder Câmara Project)	2011	2008	(i)	2008, Y	(iii)
2. Community Development Project for the Rio Gavião Region (PROGAVIÃO)	2003	2008	(i)	2008, Y	(iii)
Dominican Republic					
3. South Western Region Small Farmers Project - Phase II (PROPESUR II)	2011	No CPE		2010, Y	(iii)
Argentina					
4. Rural Development Project for the Northeastern Provinces (PRODERNEA)	2009	2010	(iii)	2004, Y	(i)
Guatemala					
5. Rural Development Programme for Las Verapaces (PRODEVER)	2009	No CPE		2008, Y 2003, Y	(iii)
Colombia					
6. Rural Microenterprise Development Programme (PADEMER)	2007	No CPE		2003, Y	(ii)
Peru					
7. Development of the Puno-Cusco Corridor Project (Corredor Puno-Cusco)	2007	No CPE		2009, Y	(ii)
Mexico					
8. Rural Development Project of the Mayan Communities in the Yucatan Peninsula (FIDA-Peninsula)	2006	2006	(ii)	2007, Y	(ii)
Paraguay					
9. Peasant Development Fund Credit Project (PDF)	2005	No CPE		2004, Y	(ii)

<i>PPAs, CE and IEs rated (iii)</i>	<i>Year of PPA, CE or IE</i>	<i>CPE Year</i>	<i>Youth relevance of CPE</i>	<i>COSOP Year, youth relevance?</i>	<i>Rate of youth relevance of COSOP</i>
WCA (8 projects)					
Mauritania					
10. Poverty Reduction Project in Aftout South and Karakoro (PASK)	2011	No CPE		2007, Y	(ii)
Ghana					
11. Rural Enterprises Project – Phase II (REP II)	2011	2012	(i)	2012, Y 2006, N	(iii)
Benin					
12. Roots and Tubers Development Programme (PDRT)	2010	2005	(iii)	2011, Y	(iii)
Burkina Faso					
13. Deuxième programme national de gestion de terroirs phase II or Community-based Rural Development Project (PNGT II)	2008	No CPE		2007, Y	(i)
Niger					
14. Special Country Programme – Phase II (PSN II)	2007	2011	(iii)	2012, Y 2006, Y	(iii)
Guinea					
15. Fouta-Djallon Agricultural Rehabilitation and Local Development Programme (PRAADEL)	2006	No CPE		2008, Y	(i)
16. Smallholder Development Project in North Lower Guinea (PAPE-BGN)	2003	No CPE		2008, Y	(i)
Senegal					
17. Projet de promotion des micro-entreprises rurales (PROMER I)	2004	2004	(iii)	2010, Y 2004, Y	(iii)
ESA (2 projects)					
Uganda					
18. Vegetable Oil Development Project (VODP)	2011	2013	(ii)	2013, Y 2004, N	(iii)
Madagascar					
19. Upper Mandraré Basin Development Project – phase 2 (PHBM II)	2009	No CPE		2006, Y	(iii)

<i>PPAs, CE and IEs rated (iii)</i>	<i>Year of PPA, CE or IE</i>	<i>CPE Year</i>	<i>Youth relevance of CPE</i>	<i>COSOP Year, youth relevance?</i>	<i>Rate of youth relevance of COSOP</i>
APR (2 projects)					
Viet Nam					
20. Rural Income Diversification Project in Tuyen Quang Province (RIDP)	2011	2012	(iii)	2012, Y 2008, Y 2003, Y	(ii)
Pakistan					
21. Dir Area Support Project (DASP)	2008	No CPE		2009, N	
NEN (3 projects)					
Yemen					
22. Raymah Area Development Project (RADP)	2010	2012	(iii)	2007, Y	(iii)
Morocco					
23. Tafilalet and Dades Rural Development Project (PDRT)	2006	2008	(iii)	2008, Y	(iii)
Tunisia					
24. Integrated Agricultural and Rural Development Project in the Governorate of Siliana (PDARI)	2005	2003	(iii)	No COSOP	
Total: 24/81					

Legend:

- (i) limited level of details and analysis on rural youth development
- (ii) general level of details and analysis on rural youth development
- (iii) very good level of details and analysis on rural youth development

Project performance assessment in terms of pro-youth outcomes – summary of findings

<i>Project</i>	<i>Board Approval</i>	<i>Implementation period</i>	<i>Type</i>	<i>Targeting</i>	<i>Support offered</i>	<i>Pro-youth outcomes</i>
LAC						
Brazil						
1. Dom Helder Câmara Project	1998	2000-2010	CD, IR	2	1	5
2. PROGAVIÃO	1995	1997-2006	CD, IR	1	1	5
Dominican Republic						
3. PROPEUR II	1998	2000-2007	CD, F	1	2	3
Argentina						
4. PRODERNEA	1996	1998-2007	AD, F	1	1	3
Guatemala						
5. PRODEVER	1999	2002-2009	CD,IR	1	2	3
Colombia						
6. PADEMER	1996	1997-2007	E	2	2	5
Peru						
7. Corredor Puno-Cusco	1997	2000-2008	F, O, E	2	2	NA
Mexico						
8. FIDA-Peninsula	1995	1997-2005	F, O	2	2	3
Paraguay						
9. PDF	1995	1996-2005	F, O	1	1	1
WCA						
Mauritania						
10. PASK	2001	2003-2009	CD	1	1	4
Ghana						
11. REP II	2003	2004-2012	E	1	1	5

<i>Project</i>	<i>Board Approval</i>	<i>Implementation period</i>	<i>Type</i>	<i>Targeting</i>	<i>Support offered</i>	<i>Pro-youth outcomes</i>
Benin						
12. PDRT	2000	2003-2009	AD, F	1	2	3
Niger						
13. PSN-II	1995	1998-2004	IR	1	2	2
Guinea						
14. PRAADEL	1996	1998-2008	CD, IR	1	2	3
15. PAPE-BGN	1995	1997-2003	IR (AD,I,O,F)	1	2	4
Senegal						
16. PROMER I	1996	1997-2005	E, F	1	2	4
Burkina Faso						
17. Deuxième programme national de gestion de terroirs phase II or Community-based Rural Development Project (PNGT II)	2000	2002-2007	CDD	1	2	3
ESA						
Uganda						
17. VODP	1997	1998-2012	AD,F, VC, PPP,O	2	2	4
Madagascar						
18. PHBM II	2000	2001-2008	IR,CD	1	2	4
APR						
Viet Nam						
19. RIDP	2001	2002-2010	IR	1	1	4
Pakistan						
20. DASP	1996	1997-2008	IR	1	1	4
NEN						
Yemen						

<i>Project</i>	<i>Board Approval</i>	<i>Implementation period</i>	<i>Type</i>	<i>Targeting</i>	<i>Support offered</i>	<i>Pro-youth outcomes</i>
22. RADP	1997	1998-2007	IR	1	1	2
Morocco						
23. PDRT	1994	1995-2004/05	IR	1	1	3
Tunisia						
24. PDARI	1996	1997-2005	IR	1	1	4
Total: 24/81						

Legend	
Targeting	1: Youth are a specific target group or subgroup
	2: Youth are included in the target group without specific attention as a target subgroup
Support offered	1: Specific components or activities aimed at promoting youth development
	2: No specific activity for youth development (youth are offered the same opportunities as the rest of the adult population)
IR	Integrated rural development
E	Enterprise development
F	Financial services
AD	Agricultural development
I	Infrastructure development
O	Strengthening of community organizations
VC	Value chain development
PPP	Private public partnership
Pro-youth outcomes	Assessed based on a 1-6 rating with 1 being the lowest and 6 being the highest rate.

List of country programme evaluations (CPEs) reviewed

<i>CPE year</i>	<i>CPEs rated (iii)</i>	<i>COSOP year, youth relevance?</i>	<i>Rate of COSOP's youth relevance</i>
2013			

Annex II

	1. Mali, WCA	2007, Y	(ii)
	2. Nepal, APR	2006, Y	(iii)
2012			
	3. Rwanda, ESA	2007, Y	(ii)
	4. Viet Nam, APR	2012, Y 2008, Y 2003, Y	(ii)
	5. Yemen, NEN	2007, Y	(iii)
2011			
	6. Niger	2012, Y 2006, Y	(iii)
2010			
	7. Argentina	2004, Y	(i)
	8. India	2011, Y 2005, N	(iii)
2008			
	9. Morocco	2008, Y	(iii)
2005			
	10. Benin	2011, Y	(iii)
	11. Egypt	2012, Y 2006, Y	(iii)
2004			
	12. Senegal	2010, Y 2004, Y	(iii)
2003			
	13. Tunisia	No COSOP	
Total: 13/30			

Legend: (i) limited level of details and analysis on rural youth development
(ii) general level of details and analysis on rural youth development
(iii) very good level of details and analysis on rural youth development

List of new projects reviewed – main design elements

#	Project name	Scope	EB Approval	Country	Implementation period	Amount
---	--------------	-------	----------------	---------	--------------------------	--------

#	Project name	Scope	EB Approval	Country	Implementation period	Amount
WCA						
1	Agricultural value chains support project (PAFA 1414)	<ul style="list-style-type: none"> • Helping small-scale producers develop profitable economic activities through direct contracting between their organizations and market operators, focusing on highly vulnerable people, especially women and young people • Strengthening grass-roots organizations and helps those involved in value chains participate in regional and national dialogue to ease access to markets and make distribution of profits more equitable • Underemployed young people are a target group. 	2008	Senegal	2010-2016	IFAD Loan: US\$14.89 million IFAD grant: US\$0.27 million
2	Promotion of Rural Entrepreneurship Project - Phase II (PROMER II 1308)	<ul style="list-style-type: none"> • The priority target groups comprise women, unemployed and underemployed youths and rural poor people with little or no land. • Providing assistance to about 3 000 businesses in the selected eight regions. Women or women's groups will run at least 50% of the businesses, and landless youths, 25%. 	2005	Senegal	2006-2013	US\$ 13.08 million
3	Rural finance and community improvement programme (1310)	<ul style="list-style-type: none"> • Improving strategies and operations of finance sector, enhances decentralization of decision-making and promotes pro-poor investment in rural sector • Establishing several FSAs, which aim to establish locally accessible financial institutions owned and operated by local people • Investing in young people for management of FSAs; age limits for cashier and management roles are 21 to 29 years. 	2007	Sierra Leone	2008- 2014	US\$9.88 million
4	REP: Rural Enterprises Programme (1592)	<ul style="list-style-type: none"> • Dedicating particular attention to vulnerable groups, such as rural women and young people. • Supporting specific individuals, including skills training for unskilled apprentices in traditional metal workshops, for traditional master craft persons, for young unskilled women (hair) dressing, and for unemployed youth. • Training 1,600 unemployed youth for three years continuously as technical apprentices. 	2011	Ghana	2012-2020	US\$31.5 million
ESA						
5	PROSPERER (1401)	<ul style="list-style-type: none"> • Training and apprenticeships with local MSMEs for rural youth, 	2007	Madagascar	2008-2015	IFAD loan:

#	Project name	Scope	EB Approval	Country	Implementation period	Amount
		and developing a network of organizations to provide microfinance to small-scale entrepreneurs, with the aim of enabling youth to start their own MSMEs.				US\$17.70 million IFAD grant: US\$0.29 million
6	Value chain development programme (1489)	<ul style="list-style-type: none"> • New pilot component dealing with rural youth employment is planned in two provinces • New component will target 20,000 young men and women to help them set up or develop microenterprises or small businesses both upstream and downstream of the value chains promoted by the programme • providing youth off-farm employment opportunities that need little or no farming land. 	2012	Burundi	2010-2019	US\$39.59 million
7	FORMAPROD: Vocational Training and Agricultural Productivity Improvement Programme (1516)	• Training 100,000 rural young people receive formal professional training. Outcomes under component three include: (i) the technical knowledge base of smallholder family farms is improved and their productivity increased; (ii) young people and smallholder family farms have access to financial and marketing services that are well adapted to their needs and expectations; and (iv) young people undergo complete training, are prepared for insertion into a subsector of their choice and are supported in setting up their activities.	2012	Madagascar	2013-2023	IFAD loan US\$33 million, IFAD grant US\$ 2million
LAC						
8	PRODEAR: Rural Areas Development Programme (1364)	<ul style="list-style-type: none"> • Poor youth (with limited development opportunities) are mainstreamed into socio-economic development process in prioritized zones with high indices of poverty • Offering work and business opportunities to rural youth 	2006	Argentina	2009-2015	US\$19.3 million
9	OPORTUNIDADES: Rural Microenterprise Assets Programme: Capitalization, Technical Assistance and Investment Support (1294)	• Rural poor, particularly women and young people, have – through their microenterprise initiatives – improved access to financial resources, technical assistance, knowledge and information and governance structures (local, regional, national) in representative rural poor areas of Colombia	2006	Colombia	2007-2013	US\$20 million
10	Gente de Valor: Rural Communities Development Project in the Poorest Areas of the State of Bahia (1335)	<ul style="list-style-type: none"> • Its design includes social and economic development of rural youth • Focusing on young rural women and men, implementing a 	2006	Brazil	2006-2012	US\$30 million

#	Project name	Scope	EB Approval	Country	Implementation period	Amount
		methodical labour skills training programme for 4 000 rural youth, enhancing their income-generating capacities and improving their self-esteem. In addition, 2 000 young men and women will receive training to develop and implement their own rural businesses.				
11	TOP: Building Rural Entrepreneurial Capacities Programme: Trust and Opportunity (1491)	• A total of 7 056 rural youth would benefit from a special capitalization fund.	2012	Colombia	2012-2017	Loan US\$30 million: Grant US\$0.62 million
NEN						
12	YemenInvest (1596)	• Facilitating relationships between training providers and rural businesses, offering incentives for training and hiring youth (training voucher systems), rural investment financing and value chain upgrading. • Providing matching-grants for young entrepreneurs and incentives to SMEs to hire and train young employees.	2011	Yemen	2012-2017	US\$9.07 million
13	PRIME: Promotion of Rural Incomes through Market Enhancement Project (1571)	• Increase access to rural finance, about 9000 unemployed youth provided with loans for off-farm activities of which 3,000 will be women.	2011	Egypt	2012-2020	IFAD loan US\$70 million, IFAD grant US\$ 1million
14 A	PDFAZMT: Agricultural Value Chain Development Programme in the Mountain Zones of Taza Province (1525)	• At least 30% of women and young people have gained from using microcredit	2010	Morocco	2011-2018	IFAD loan US\$22.5 million, IFAD grant US\$ 0.5million
14 B	PDFAZMH: Agricultural Value Chain Development Project in the Mountain Zones of Al-Haouz Province (1526)	• Promoting access to appropriate and sustainable financial services for the rural poor, especially women and youth	2011	Morocco	2012-2017	IFAD loan US\$6.38 million, IFAD grant US\$ 0.14million
APR						
15	Rural Livelihoods Improvement Project in Kratie, Preah Vihear and Ratanakiri (RULIP)	• Establishing Young Farmers Clubs	2007	Cambodia	2007-2014	US\$9.52

#	Project name	Scope	EB Approval	Country	Implementation period	Amount
	1350)					million
16	RDP: Solomon Islands Rural Development Programme (1565)	<ul style="list-style-type: none"> • Participation of women and youth would be mainstreamed in all processes. • Information would be provided to participating communities to ensure adequate voice for women and youth, as well as training of key stakeholders. 	2010	Solomon Islands	2011-2013	US\$4 million
17	JTELP: Jharkhand Tribal Empowerment and Livelihoods Project (1649)	<ul style="list-style-type: none"> • To enable the younger generation to become active project participants, the project will initially set up 328 youth groups and provide them with seed capital for their activities. This will allow young people to participate in mainstream project social development and community initiatives, and will open up new job opportunities for them, thus adding to their income. • To enable capacity-building, the project will employ approximately 30 facilitating NGOs to provide technical, managerial and organizational support to SHGs, youth groups and GS-PECs. • To enhance incomes and minimize distress migration and youth unemployment, the project will provide training, scholarships, placements and mentoring to tribal young people to enable them to set up local enterprises. 	2012	India	Not signed	US\$51 million
Total 17/ 94 IFAD projects with youth elements from PTA database (consulted in May 2013)						

List of COSOPs reviewed – summary of findings

<i>Country</i>	<i>COSOP year/Youth related analysis and response</i>	<i>Rate</i>	<i>Age disaggregated indicators</i>
1. Brazil	1. 2008. The response offered by this COSOP is excellent. Youth are the target group referred to in the SOs and the RMF includes 4 age disaggregated indicators. Youth are often grouped with women in the narrative of the main text, however.	(iii)	yes
2. Dominican Republic	2. 2010. COSOP offers a very good response. It also elaborates on the risk that the youth are most exposed to in the list of project risks (e.g. breach of contract). Youth are the target group referred to in the SOs and the RMF includes 1 age disaggregated indicators.	(iii)	yes
3. Mauritania	3. 2007. Good example of CDD approach which is pro-youth. Rated (ii) both in terms of analysis and response although some aspects are particularly good and could be rated (iii). There is a youth section in Key File 4. However, response is not monitored at all in the RMF.	(ii)	no
4. Uganda	4. 2013. Very good example of learning from other organizations too on conflict affected areas and employment for young people. There is only one indicator on youth at milestone level (not the whole youth response is thus monitored in the RMF). All the other activities where youth should be comprised are not monitored by age disaggregated indicators. Overall excellent analysis and response.	(iii)	no
5. Ghana	5. 2012. Rated (ii) for the analysis while (iii) for the excellent response. Also there is good presentation of the youth related aspects in key files. There are two age disaggregated indicators in the RMF– number of businesses supported and employment opportunities created	(iii)	yes
6. Benin	6. 2011. Excellent analysis and response. One age disaggregated indicator on access to microfinance	(iii)	yes
7. Argentina	7. 2004. Very little	(i)	N.A.
8. Guatemala	8. 2008. (iii) Good analysis and response. Reference to issues related to intergenerational equity and good focus on indigenous youth and young women too. Indicators are age disaggregated for specific activities. No. of jobs created through rural business expansion (by gender/ age). 9. 2003. Response is limited - offers training to young people only.	(iii) (i)	yes N.A.
9. Madagascar	10. 2006. Rated (ii) both in terms of analysis and response although a whole project is dedicated to youth. There are no age disaggregated indicators and Key file 4 does not elaborate on the youth at all	(ii)	no
10. Colombia	11. 2003. Limited response	(i)	no
11. Peru	12. 2009. General response, no age disaggregated data, no partnerships for youth development	(ii)	no
12. Guinea	13. 2008. Response is rated (ii) because the COSOP states that targeted interventions for youth will be developed in the future but there is no explanation on what type of intervention apart from providing better access to social services. These would be also monitored through one age disaggregated indicator only	(ii)	yes

Country	COSOP year/Youth related analysis and response	Rate	Age disaggregated indicators
13. Mexico	14. 2007. There is a whole section in KF4 about youth but no age (or gender) disaggregated indicator in the RMF. Analysis of the poverty affecting young woman headed households. COSOP notes possibility to work on access to land by young farmers with World Bank	(ii)	no
14. Morocco	15. 2008. Youth are mentioned in the analysis of every sub-sector (rangeland etc.). One strategic objective includes them as a target group specifically and there is a whole youth section in KF4; response is adequate – microcredit, microenterprise and vocational training. Two age disaggregated indicators at outcome level and three at milestone level.	(iii)	yes
15. Paraguay	16. 2004. Good analysis on young women but no adequate response to youth issues in general. There is no information on monitoring indicators as this is not an RB COSOP	(ii)	N.A.
16. Senegal	17. 2010. Very good analysis and response. There are three indicators dedicated to youth. The COSOP responds to all needs apart from one - access to land. The COSOP prefers focusing on off farm employment generation for women and the youth	(iii)	yes
	18. 2004. No age disaggregated indicator, basically no specific response	(i)	no
17. Mali	19. 2007. 1 age disaggregated indicator. Limited analysis and response	(ii)	yes
18. Nepal	20. 2013. Strong focus on youth. No age disaggregated data apart from youth employment rate at goal level. However, response is quite good through the enterprise and remittances project	(iii)	no
	21. 2006. No age disaggregated data despite youth development is a major area of focus of COSOP	(iii)	no
19. Rwanda	22. 2013. Good response in terms of training, micro credit and enterprise development, with off farm and agri-business opportunities. However, there is limited monitoring of the response, only one indicator - 20% of beneficiaries are youth.	(iii)	yes
	23. 2007. No age disaggregated indicators, no monitoring of impact on youth. However, report states that the country program is about youth development promotion as CPE recommended	(ii)	no
20. Viet Nam	24. 2012. No age disaggregated indicator, response entails infrastructure works primarily to absorb youth labour and a grant to understand why youth migrate and what is offered to them in rural areas.	(ii)	no
	25. 2008. Limited response; no age disaggregated indicators	(ii)	no
	26. 2003. Good focus on youth in terms of both analysis and response	(ii)	N.A.
21. Yemen	27. 2007. Not one indicator on youth although youth are a specific target group for employment generation through business, technical training and financial services	(ii)	no

Country	COSOP year/Youth related analysis and response	Rate	Age disaggregated indicators
22. Niger	28. 2012. Excellent analysis and response. Indicators are age disaggregated where relevant. Target: at least 30% of the beneficiaries should be youth. Also identifies partnerships for youth development promotion.	(iii)	yes
	29.2006. This is not an RB COSOP. Good focus on youth, limited response though. Age disaggregated data required for all project services – excellent mainstreaming measure.	(ii)	yes
23. India	30. 2011. COSOP offers good level of analysis and youth are identified as one of the most important target groups. However, response (key file 4) focuses primarily on off farm enterprise development. There is no age disaggregated indicator at all. There is no way to monitor progress in youth employment promotion. National partnerships are well identified	(ii)	no
24. Morocco	31. 2008. All new projects entering the pipeline have a youth element. 2 indicators on youth	(iii)	yes
25. Egypt	32. 2012. No age disaggregated indicator. All projects focus on youth.	(iii)	no
	33. 2006. Only one age disaggregated indicator for microfinance; general level of analysis and response	(ii)	yes
26. Burkina Faso	34. There is a good level of analysis and response. However, there is no age disaggregated indicator. Albeit promotion of youth employment is a goal, there is no indicator on it at COSOP results level	(iii)	No
27. Kenya	35. 2013. Excellent analysis and response; age disaggregated indicators are included in the RMF and youth-related partnerships are well identified.	(iii)	yes
28. Cambodia	36. 2013. Excellent analysis and response; not one indicator to monitor the response.	(iii)	No
29. Sudan	37. 2013. Excellent analysis and response. Only one indicator at outcome level – youth unemployment	(iii)	yes

Legend: (i) COSOP offers limited analysis of the issues that affect the youth and limited response to those issues
(ii) COSOP offers a general level of analysis of the issues that affect the youth and a response that is general or not specific to the youth
(iii) COSOP offers excellent analysis of the issues that affect the youth and an excellent response to those issues
N.A.: not available. COSOPs developed before 2006 were not results based and the standard template did not include an RMF.

List of policies, strategies and guidelines reviewed

#	Year	Policy/strategy/guidelines	Reference to youth	Level of details
1	2003	Mainstreaming a gender perspective in IFAD's operations Plan of Action 2003-2006	Integration of gender equality and women's empowerment concerns into project design is described as a way to facilitate <i>outreach to women as well as to men and to young women and men</i> .	Limited
2	2004	Rural enterprise policy	The socio-economic conditions affecting the rural youth are described throughout the policy and justify the focus on supporting MSEs, vocational training and the off farm sector in particular.	Considerable
3	2007	Private-sector development and partnership strategy	The policy justifies private sector development as a way to boost the non-farm economy in order to address the issues of youth unemployment and rural-urban migration.	Limited
4	2008	Policy on improving access to land and tenure security	The policy recognizes women's and young people's rights and the territorial rights of ethnic minorities and indigenous peoples as cross cutting issues. It also points that IFAD past operations focussed on the land rights of women, youths, pastoralists and indigenous peoples and on secondary and communal rights. The policy acknowledges that, <i>under most conditions and settings, decentralized land registration processes are better able to recognize and protect rights, and can address inheritance practices and the rights of vulnerable groups, including women, youths, orphans, pastoralists and marginalized ethnic groups</i> . These different kinds of rights are often overlapping, thus creating bundles of rights linked to a plurality and diversity of social relations between people, at diverse levels, including at the intra-household (women, men, young people), social class (landlords, peasants, farmers and farm workers), village, community, country (indigenous peoples), and even at the multi-country level (cross-border/multistate pasture resources).	Partial. There is good recognition of vulnerability issues although in the analysis youth issues are bundled with the issues affecting other vulnerable groups.
5	2009	Rural finance policy	IFAD's priority target group - <i>women, young people, indigenous peoples and very poor households</i> - explains why there is focus on microfinance.	Limited
6	2009	Policy on Engagement with Indigenous Peoples	The policy quotes excerpts from the United Nations Development Group Guidelines on free, prior and informed consent and highlights the importance of taking into account the views of indigenous women, youth and children in the development process.	Limited
7	2009	Guidance Note on poverty targeting in IFAD supported projects (2009)	The guidance note highlights that IFAD's target groups will include marginalized groups such as minorities and indigenous peoples, and activities will address their specific needs. Within all identified target groups, the note also points out that IFAD will address gender and age differences, with a special focus on women and youth, to promote equity, effectiveness and impact.	Limited

#	Year	Policy/strategy/guidelines	Reference to youth	Level of details
8	2011	2011-2015 Strategic Framework	The Strategic Framework recognizes the youth as a major asset for the prospects of rural economies and of developing countries and that securing opportunities for them to overcome poverty is a considerable challenge in most regions. As a result, the Strategic Framework mainstreams youth concerns across every area of engagement identified for the Fund. It also elects "creating viable opportunities for rural youth" as its fifth principle of engagement, while committing to increase their role in decision-making and to strengthen their organizational capacity as its third principle of engagement.	Considerable
9	2011	Updated Guidelines and Source Book for Preparation and Implementation of a Results-Based Country Strategic Opportunities Programme (RB-COSOP)	The guidelines indicate that under the section on the Country Poverty Situation, the COSOP should describe, among other things, the incidence of food insecurity and poverty among different socio economic categories such as farming families, women-headed households and the youth.	Limited
10	2012	Policy on environment and natural resource management	The policy highlights the fact that poor rural people and in particular the most disadvantaged groups such as the youth are often disempowered and thus unable to manage natural resources sustainably.	Limited
11	2012	Policy on gender equality and women's empowerment	The policy pays particular attention to the socio-economic conditions of young women and girls and in detailing its operational approaches highlights the importance of (i) listening to their views and enabling their shaping of project support; (ii) working with the entire household to identify new roles and relations and address issues of gender and intergenerational equity while increasing food security and incomes; (iii) using quotas selectively (for example, to establish membership of rural organizations) to foster change while building young women's capacities particularly to develop their leadership skills.	Considerable
12	2012	Partnership strategy	The strategy mentions IFAD's securing co-financing from the Government of Denmark for the Youth Entrepreneurship Financing Sub-Component under the Rural Financial Services and Agribusiness Development Project in Moldova (2010 – 2014)	Very limited
13	2013	Policy brief on improving young rural women's and men's livelihoods	The policy brief explains the reasons why investing in the rural youth should be a priority. Among the various policy approaches it offers, the brief highlights the importance of assisting the youth in (i) participating in decision making of their societies; (ii) accessing decent work opportunities both on and off farm; and (iii) accessing market-relevant education and training. The policy brief also stresses the importance of increasing the liveability of rural areas and enhancing the youth's options as migrants.	Very high

#	Year	Policy/strategy/guidelines	Reference to youth	Level of details
14	2013	Guidance note on Designing programmes that improve young rural people's livelihoods	This note outlines the steps that may be taken for the development of programmes and projects targeting socio economic groups that include the rural youth or that exclusively benefit them. These highlight the importance of (i) accurate socioeconomic analyses that describe the youth specific opportunities and constraints, (ii) a comprehensive approach to promoting rural youth development and (iii) mainstreaming youth considerations across components and sectors. The note also encourages the adoption of a decent work approach to promoting rural youth employment and of M&E systems that report on data disaggregated by age, while promoting the rural youth's participation in projects' institutional set-ups is found of paramount importance.	Very high
Total: 14/32				

Legend: Level of details included in the policies, strategies or guidelines is classified as:

1. Very limited
2. Limited
3. Partial
4. Considerable
5. High
6. Very high

List of small and large grants reviewed

# Large grants reviewed	Recipient	\$ mill	Activities
APR			
1 Skills Enhancement for Employment Project (SEEP) (429), 2007, 2008-2010, Nepal. Closed	ILO Nepal	0.78	Vocational training; coops formation assistance 1,200 conflict affected youth
2 Mainstreaming of rural development innovations (MORDI) (731) Pacific Islands Phase I 2001, Phase 2 2005, 2009-2011. Closed	Foundation of the Peoples of the South Pacific International	2	CDD, focus on women and youth
LAC			
3 Promoting young people's entrepreneurship in poor rural territories in Latin America and the Caribbean (1305) – 6 countries, 2011, 2012-2016. Ongoing	PROCASUR	2	KM, policy dialogue; co-financing of youth owned MEs Brazil, Colombia, Guatemala, Peru and the Dominican Republic
4 Young Rural Women in Latin America in 21st century (1250) 2010. Ongoing	Institute of Peruvian Studies (IEP):	0.75	Research, study, KM on young women to improve projects and policies
NEN			
5 Scaling-up IFAD rural youth employment interventions in the NEN region (1419) 2012, 2013-2016. Not yet effective	Making Cents International; Silatech; four national sub-grantees (banks and MFIs)	0.25	Testing of models for pro-youth financial services and other business advisory services for on and off-farm enterprises
WCA			
6 Rural Youth and Agricultural Business Development (1245), WCA, 2011, 2011-2014 Ongoing	Songhai Centre	1.8	Grantee's institutional strengthening to expand outreach and quality of services.
Total: 6/220			

#	Division	Small grants reviewed	Benefitting institution	Amount (US\$)	Approval	Scope
1	NEN	Small Farmers Capacity Building for Northern Iraq Governorates (922)	Young Farmers' Agricultural Training Organization (Y-FATO)	190 000	2006	The training course to be offered by Y-FATO has two interrelated dimensions: a socio-economic dimension focused on the ability to carry out community development processes and a technical dimension focused on agricultural production.
2	NEN	Heritage Development Project (Tunisia) (768)		41 770	2004	The objectives are to encourage youth employment and entrepreneurship in handicrafts and agriculture and promote sustainable, socio-economic and cultural use of the local heritage. The grant will make it possible to diversify income-generating opportunities in the Governorate of Tataouine, where the Agropastoral Development and Local Initiatives Promotion Programme for the South-East is under implementation.
3	WCA	Promotion of sustainable employment for the benefit of young farmers of the community of Ogo (Senegal) (1290)	Jeunesse et Développement (JED), ONG des Eclaireuses et Eclaireurs de Sénégal	500 000	2011	The overall objective is to enhance sustainable food security, income and create sustainable jobs for rural youth (female and male). This will help to effectively fight against food insecurity and illegal migration of rural youth in the area.
4	WCA	Youth Innovation Platform/Network: Youth Entrepreneurs—Agents of Change (1293)	Phelps Stokes Fund	295 000	2011	The goal is to contribute to the reduction of poverty among poor rural youth in WCA through exposure to opportunities and business prospects, innovation and knowledge on replicable youth successful models in small scale agri-business to enable them to create and engage in sustainable small scale agri-businesses.
5	WCA	Amplifying the Voices of WCA Young Farmers (1318)	IPS - International News Agency società cooperativa consortile a r.l.	198 000	2011	The goal is to highlight the current innovations in agriculture which have the potential to transform the continent's rural development with a focus on smallholder farmers – particularly women and the youth – and their contribution towards changing the perceptions of the continent on the global arena through knowledge sharing of innovative practices in the region. In doing so, it amplified the voices of WCA farmers in global debates on rising food prices, climate change and global food security.
6	WCA	Youth as Catalysts for Small scale Agribusiness Development and Growth in West and Central Africa (1232)	United Nations Industrial Development Organization (UNIDO)	250 000	2010	The objectives are to: (a) share the experiences of poor young entrepreneurs in agriculture for business, employment and wealth creation in rural areas; (b) highlight agribusiness opportunities; (c) expose participants to practical approaches and innovations in agriculture, food production, processing and marketing chains; (d) identify a policy framework and options, organizational solutions and capacity-building needs in order to promote poor rural youth engagement; and (e) catalyse initiatives for the creation of platforms or communities of practice that enable networking among professionals working in the fields of poor rural youth and rural development.
7	LAC	Lessons learned arising from young innovation and talent in the rural world	PROCASUR	197 000	Implement 2006	The purpose is to systematize knowledge by collecting innovative work experiences involving youth and their organizations in LAC.

#	Division	Small grants reviewed	Benefitting institution	Amount (US\$)	Approval	Scope
8	ESA	Rural HIV/AIDS Impact Mitigation Project – Phase II (United Republic of Tanzania) (1010)	World Vision Tanzania	200 000	2007	The goal is to mitigate the social and economic impacts of HIV/AIDS and reduce the exposure of vulnerable groups including young people to at-risk situations. The main target groups are women heads of household, orphaned youth and poor families affected by HIV/AIDS.
9	PTA	Facilitating the Access of Rural Youth to Agricultural Activities International (1234)	Movement of Catholic Agricultural and Rural Youth (MIJARC)	400 000	2010	The project entails: (a) enhancing the knowledge of national and regional farmers' organizations in sub-Saharan Africa, South Asia and Latin America regarding the specific challenges facing poor young women and men in agriculture – and successful policies and programmes addressing these challenges; and (b) translating this enhanced knowledge and understanding into specific proposals and recommendations to governments and development partners.
10	PTA	Rural Youth Conference, Uganda 2008 – Better Livelihoods for Young Rural People (1042)	The International Movement of Catholic Agricultural and Rural Youth (MIJARC)	200 000	2008	The target group was rural young people from member and contact organizations of MIJARC. The goal is to strengthen the capacity of rural young people and their organizations to pursue better rural livelihood prospects and engage in policy processes that impact on such prospects.
11	SKD	Learning knowledge and skills for agriculture and rural livelihoods (1342)	United Nations Educational, Scientific and Cultural Organization	350 000	2011	The overall goal is to analyse types of knowledge and skills which are transmitted to rural youth and the dynamics of how they are communicated through different modes of teaching and learning in formal, non-formal and informal settings as well as perceptions of youth about agriculture and rural work.
12	SKD	Promoting Decent and Productive Employment of Young People in Rural Areas: A Review of Strategies and Programmes (1210)	International Labour Organization (ILO)	300 000	2010	The objective is to review key features of the employment components of rural development programmes involving young people through the “decent work” lens, considering employment creation and training, rights at work, social protection and social dialogue.
						Total: 12/421

IFAD and other organization's work– summary of findings

IFIs	UN organizations	INGOs	IFAD
Availability of a specific strategy, policy and guidelines for the development of the rural youth			
<ul style="list-style-type: none"> • Other IFIs and regional banks do not have a specific mandate or focus on the rural youth. They do not have a specific strategy, policy or set of guidelines that guides their work with this target group either. • World Bank, ADB and IDB include the youth in sector strategies such as those relating to education, social protection and labor. Youth employment is not a strategic focus of World Bank country strategies. • World Bank and AfDB's policies highlight the importance of improving investment climate and the functioning of competitive markets for youth employment. 	<ul style="list-style-type: none"> • No UN agency has a specific focus on the rural youth or a specific strategy, policy or set of guidelines for youth development besides FAO and ILO. • While FAO has a long history of engagement with the rural youth, ILO is very active in promoting decent work for both urban and rural youth through policies, plans and calls for action. ILO works with IFAD on decent work promotion in several countries. 	<ul style="list-style-type: none"> • MIJARC is the only INGO that has a specific strategic focus on the rural youth and worked with IFAD on the preparation of the youth side event at the 2011 GC by conducting a special study in collaboration with FAO and IFAD. • Plan, Oxfam, CARE, Save and IRFC have policies and/or strategies for youth development in general not on rural youth specifically. 	<ul style="list-style-type: none"> • IFAD avails of specific policies, strategies and guidelines that guide its youth development work. • The Strategic Framework of 2010 and other strategic documents do commit IFAD to mainstream youth in all of its operations and at the same time to develop specific activities for the exclusive benefit of the youth.
Targeting the youth specifically or including the youth in the overall target group			
<ul style="list-style-type: none"> • Not all programmes of the World Bank are focused exclusively on youth and the Bank's lending portfolio promoting youth employment is small.¹ Only 10 per cent of youth employment programmes target rural areas, with high incidence in developing countries.² Evidence of programmes for young women, disabled youth, and youth from ethnic minority groups is rather scarce. • AfDB and IDB mainstream youth in their programmes and develop youth specific activities as well. Overall women and the youth are main beneficiaries of their investments – for AfDB these are primarily in education, employment generation and, to a lesser extent, microfinance; for IDB, education, employment, entrepreneurship, social innovation, leadership and participation. 	<ul style="list-style-type: none"> • Most of the UN agencies do mainstream youth concerns across their activities. As a result, they elect the youth (generally both urban and rural) as a specific target group or subgroup and develop youth specific programmes or activities. • They mainly employ a rights-based approach to youth development and mainstream gender concerns within pro-youth interventions. 	<ul style="list-style-type: none"> • All INGOs do target the youth explicitly and develop youth specific programmes. They all employ a rights-based approach to youth development and mainstream gender concerns within pro-youth interventions. • To reach the youth out, INGOs use different types of strategies – from working with the whole community to directly targeting the youth. 	<ul style="list-style-type: none"> • The youth are the target group to which portfolio strategies commit to paying special attention to. However, not all operations do target the youth specifically or offer diversified assistance strategies for this target group. • Investments are primarily in enabling access to finance, entrepreneurship support as well as business training and mentoring. Technical and vocational training are also dedicated considerable attention.

¹ 0.9 per cent of total commitments by the International Bank for Reconstruction and Development (IBRD) and International Development Association (IDA).

² IEG. 2012 Youth Employment Programmes: An Evaluation of World Bank and IFC Support.

IFIs	UN organizations	INGOs	IFAD
<ul style="list-style-type: none"> • ADB includes the youth in the target group, without a specific focus on them with the notable exception of its TVET activities 			
Youth dimensions addressed			
<ul style="list-style-type: none"> • Most of IFIs' pro-youth investments are in the education sector and all of its subsectors. Second in terms of investment focus is social funds and microfinance. Entrepreneurship development and voice come as third. 	<ul style="list-style-type: none"> • Most investments are in building the human capital of the youth through education and all of its subsectors. Differently from the IFIs, advocacy, policy development, voice, networking and social capital formation feature prominently in their work. • Specific programmes address social and health issues that affect the youth in particular. 	<ul style="list-style-type: none"> • Most investments are in education and health, but also economic empowerment. However, all INGOs pay particular attention to advocacy, policy development, voice, and networking. Investments are multifaceted and aim at addressing youth issues from various perspectives. 	<ul style="list-style-type: none"> • Most investments aim at the youth's economic empowerment. Human capital building is paid particular attention to through education/training primarily but also through social infrastructure. Social capital investments link youth with a variety of organizations (community organizations, professional and trade organizations). However, voice and networking receive the least attention.
Typology of interventions			
<ul style="list-style-type: none"> • World Bank focuses on the first pillar of decent work and youth are included in all of the Bank's interventions addressing the issues of poverty, private sector development, nutrition, social protection and social development - all sectors affecting the lives of young people. Entrepreneurship, training, and multiple-service programmes are the most youth-oriented. More attention is given to improving the employability profile of youth than to increasing the demand for labor. • AfDB and ADB mainstream youth in their interventions and have significant investments in all education sub-sectors, particularly in primary schooling and TVET. • AfDB and IDB support youth employment and entrepreneurship development primarily through financial instruments such as social funds and microfinance support. • AfDB is paying special attention to employment of disadvantaged youth in 	<ul style="list-style-type: none"> • ILO's focuses on promoting the four pillars of decent work with wide array of partners while UNESCO advocates for the development of national policies that mainstream youth in every sector, are developed together with the youth themselves and reflect their aspirations. • FAO focuses on promoting agricultural and rural development and particularly on strengthening rural youth organizations. • While FAO offers Junior Farmer Field and Life Skills Schools which advance young people's growth both as persons, farmers and active citizens – a unique and very promising approach - WFP sponsors school feeding programmes to 	<ul style="list-style-type: none"> • Investments stem from a holistic view of youth development –all INGOs place value on supporting the multidimensionality of the personal growth of the young person. Youth rights and equity issues are mainstreamed across activities and addressed through a variety of measures. • All INGOs place the youth at the centre of project design, implementation and management and work in a way that recognizes the youth as owners of the projects. • Building alliances and partnerships is a common strategy of all NGOs to build on complementarities and provide the diversified support that the youth need. • MIJARC's main interventions are in policy development and implementation and aim at enhancing 	<ul style="list-style-type: none"> • Investments vary considerably among and within regions. However, most frequently these aim at employment generation and include expanding access to finance, vocational and business training as well as enterprise development support as their key activities. Rural enterprise development and CDD projects are more successfully used to address youth development issues rather than general agricultural and rural development projects. Value chain development is often offered as pro-youth support both for self-employment and employment generation. • Enabling access to land albeit acknowledged as one of the main constraints faced by rural youth is not systematically invested upon. Support to off-farm IGAs is more frequently offered to solve rural youth unemployment than on-farm.

<i>IFIs</i>	<i>UN organizations</i>	<i>INGOs</i>	<i>IFAD</i>
<p>fragile states. These host about a ninth of the World Bank's youth employment operations which account for 6% of total lending dedicated to youth employment.</p> <ul style="list-style-type: none"> • The Multilateral Investment Fund (MIF)³ plays an important role in funding over 120 youth employment and entrepreneurship projects training approximately 235,000 poor and low-income youth in 24 countries. 	<p>reduce child mortality and increase access to basic education.</p> <ul style="list-style-type: none"> • UNIDO and UNDP pay attention to employment, empowerment and entrepreneurship. They offer frequently trainings and skills development programmes. • WFP concentrates not only on food security, but also food for education and vocational trainings. Noteworthy is WFP's use of video games and social media to sensitize the youth to global and humanitarian issues. • UN WOMEN has integrated interventions (intergovernmental support, UN system coordination, programmatic, technical assistance and advocacy) for young women. 	<p>youth participation in rural development.</p> <ul style="list-style-type: none"> • IFRC and CARE integrate youth in their humanitarian and development work at all levels in programmes and services. • Plan and Save the Children integrate youth in their child rights protection and poverty reduction programmes. • Plan and CARE are particularly focused on empowering women and girls through education. 	<ul style="list-style-type: none"> • CDD type of projects offer access to social and productive investment funds which communities and the youth can access to finance their collective or individual projects. • IFAD finds working through partnerships as an intrinsic element of its mandate in general. However, IFAD's pro-youth interventions do not count on collaboration with many external agencies. Collaboration with ILO, FAO, WFP, UNIDO and selected INGOs does take place, for example, but partnering for pro-youth development is not systematically pursued. • IFAD's gender strategy does commit the fund to addressing the specific needs of young rural women. However, operationally these are often grouped with those of adult women or with male youth and their specific needs are not systematically addressed. • Similarly to the other IFIs the issue of institutional capacities to working with the youth is often unresolved besides in the LAC and WCA regions where the portfolios aim at tackling it explicitly.

³ The MIF is an independent fund administered by the IDB. The MIF supports economic growth and poverty reduction in Latin America and the Caribbean through encouraging increased private investment and advancing private sector development.

Source: Team's own assessment based on organizations' policies, strategies and programmes.

Members of the Focus Group and list of CPMs interviewed

Members of the Focus Group

No.	Name	Division	Responsibility
1	Rosemary Vargas-Lundius	SKD	Senior Researcher, SKD, sponsor of the IFAD/ILO publication <i>Promoting decent and productive employment of young people in rural areas</i> and author of the Youth Policy Brief and Youth Guidance Note
2	Moses Abukari	WCA	CPM for The Gambia and Youth Focal Point for WCA
3	Laure Martin	LAC	Regional Analyst and Youth Focal Point for LAC
4	Cleona Louise Wallace	APR	KM Support Officer and Youth Focal Point for APR
5	Sarah Kessel	APR	Youth Focal Point for APR
6	Chase Palmieri	APR	CPM for the Pacific Islands and Youth Focal Point for APR
7	Eleonora Lago	NEN	Youth Focal Point for NEN
8	Nerina Muzurovic	NEN	Knowledge Management & Learning Officer and Youth Focal Point for NEN
9	Anne-Laure Roy	PTA	Technical Adviser, Youth Focal Point, PTA
10	David Raymond Suttie,	SKD	Consultant, SKD – Co-author of Youth Policy Brief and Youth Guidance Note
11	Elizabeth Ssendiwala	ESA	Regional Gender and Youth Coordinator for ESA Nairobi

List of CPMs interviewed

No.	Name	Country programme of responsibility
1	Iván Cossío Cortez	Brazil
2	Paolo Silveri	Belize, Dominica, Dominican Republic, Grenada, Guyana, Jamaica, Trinidad and Tobago, former CPM for Argentina
3	Ulac Demirag	Ghana
4	Luyaku Loko Nsimpati	Senegal, Cape Verde, Equatorial Guinea
5	Benoit Thierry	Nepal, Bhutan, Thailand former CPM for Madagascar
6	Mohamed Abdelgadir	Yemen, former CPO for Sudan
7	Ron Hartman	Indonesia, Malaysia, Timor Leste, former CPM for the Pacific Islands
8	Mounif Nourallah	Algeria, Armenia, Djibuti, Libyan Arab Jamahiriya, Morocco, Tunisia
9	Moses Abukari	The Gambia

Survey summary report

1. The team developed a survey comprising 23 questions to be answered by rural young beneficiaries of IFAD-funded projects with the purpose to obtain feedback on the main findings of this evaluation synthesis. As it relied on regional divisions' and projects' staff availability to coordinate the survey and administer the questionnaires, the choice of the respondents was opportunistic and could not be based on an adequate sampling methodology that would ensure representativeness of its results. As a result, the GYIN network and the International Workshop on Economic Integration and Social Participation of Rural Youth in Latin America and The Caribbean organized by IFAD and PROCASUR Corporation in November 2013 helped source 6% of the respondents each. The MORDI/TRIP programme in Tonga sourced 73% of the respondents, while the Cambodian PADEE project and Nepal WUPAP project sourced each 5 and 7% respectively.
2. Despite these different levels of regional representation, the survey provides interesting insights as to respondents' lives in rural areas and their IGAs, the main challenges they face and their aspirations for the future. It also provides feedback on the impact that IFAD financed projects had on their lives, whether they met their expectations and whether they were participatory in their decision making. Respondents offered a reflection as to how they think IFAD support could better meet their needs and help them fulfil their aspirations and their main messages are presented below.

(a) Basic facts about the respondents

3. **Gender, age and region of residence.** The 429 respondents to the survey (45 per cent females, 55 per cent males, about 80% aged 17-30 years) are citizens of 21 countries of WCA, ESA, APR and LAC regions. Nearly three quarters come from 11 Tongan islands and, in total, 86% inhabit the APR region.
4. **Dependency ratios, areas of residence and education.** About two thirds of the respondents is not married and has no children, while a fourth has between 1 and 3 children. 93 per cent of the respondents lives in a rural village with less than 5,000 inhabitants and more than three quarters have completed either high school or a vocational school course. While 8 per cent has attained elementary school graduation and 3 per cent (all in Tonga) have never attended school, about 11 per cent has a university degree.
5. **Primary and secondary occupation.** Half of the respondents farms (as owners, renters or laborers) as main occupation, while 40 per cent works in the off farm sector either as self-employed (30 per cent) or as an employee (10 per cent). Unemployment affects 1 per cent of respondents, while 6 per cent studies and 3 per cent is the employee of a farmers' organization. Seventy per cent of the respondents engages in a secondary occupation –40 per cent practices agriculture, while another 30 per cent engages in the off farm sector.

(b) Challenges in fulfilling life's aspirations

6. **Employment, incomes, health and education.** The main challenges they face in fulfilling their aspirations relate to difficulties in finding employment and obtaining higher incomes from their work, followed by access to health services and education. Access to land comes as fourth.

(c) Challenges in living in rural areas

7. **About a third of respondents would still migrate to cities or abroad even if liveability of rural areas was improved.** To the question on whether they liked living in rural areas, 90 percent of respondents answered yes. However, better access to higher incomes, credit, health services, education and training would greatly enhance liveability. Interestingly, however, about a third of the respondents

answered that they would rather leave, if they could, even if all these improvements in rural areas were made available.

(d) Challenges of agriculture as main source of livelihoods

8. **Over a third of respondents would work in any other sector, if they could, even if agriculture had become a viable business.** 77 per cent of respondents considers agriculture as a good source of livelihood and access to land, credit and higher incomes would make it even more appealing to them. Nonetheless, 35 per cent of them would work in any other sector if they could even if all possible improvements were made available to farming activities.

(e) Impact of IFAD supported projects

9. **Projects had positive impact, met expectations and were overall participatory in their decision making processes.** Respondents provided feedback on 15 ongoing operations¹ and the majority affirmed that they had a positive impact on their lives and that of their communities. All reported life changing experiences – from behavioural changes such as gaining self-confidence and being capable to exert the self-discipline required to see their own life projects implemented to benefitting from productive and social infrastructure and technical training which considerably contributed increasing productivity and the well-being of their families and communities. Reported outcomes were specific for each of the projects and varied considerably. Respondents reported being able to network with and learn from young entrepreneurs from other countries through the PROCASUR-supported projects in LAC, to experiencing higher agricultural productivity, opening up new businesses or developing new products in ESA and WCA, to seeing their own communities cleaner, healthier, more efficient, better educated and connected through the MORDI/TRIP Program in Tonga or saving time to fetch water in Nepal or learning how to increase vegetable production in Cambodia through farmers field schools, while accessing better quality of seeds.
10. From LAC to APR, these young beneficiaries' responses expressed satisfaction as projects mostly met their expectations (94 per cent of respondents) and gratitude for the opportunities offered through the projects. Only 6 per cent affirmed that the project they participated in had not fully met their expectations because they believed that more training courses could be provided, more subprojects could be funded or that the project had not been able to change community beliefs towards the youth truly, with their voices and contributions remaining still unrecognized. A small percentage had also not experienced any impact because they had just joined the project. Eighty-four percent of all respondents (excluding those from Tonga) asserted that the projects' decision making was participatory and they felt they could have a say and shape project decisions. For the MORDI project the proportion was lower - at 64 per cent.

(f) Suggestions for IFAD

11. The main messages emerging from the respondents' answers to the open questions relate to:
 - (i) expanding the number of opportunities where IFAD listens to the youth's voices both during design and implementation;
 - (ii) expanding the investments on the youth in terms of volume and by furthering the number and types of actors and instruments involved in the support – for both off and on farm income generation;

¹ The projects are Buen Vivir, Emprendesur, Guatemala Oriente, PROCASUR, OPORTUNIDADES, PADEE, MORDI/TRIP, PPI III, PRODEAR, PROMEDORO (El Salvador), PRODESNOS, PROSPERER, Sierra Norte, WUPAP in Nepal and REP in Ghana. GYIN beneficiaries did not respond to the impact question.

- (iii) expanding the investments in rural areas, particularly through social and productive infrastructure and
 - (iv) supporting the youth to farm both for food security and income generation purposes and transform agriculture into a viable business.
12. Most of the beneficiaries appreciated the fact that they were given the opportunity to participate in the project and their main request is to continue being offered that opportunity. The communities respondents come from are traditionally governed by older members and the youth are neither listened to nor considered a major resource. Access to project opportunities is often de facto denied. This has changed through IFAD-funded projects particularly when young people were paid special attention and even recruited as community facilitators - the elder members realised that they could learn from them. Peer to peer transfer of knowledge was easier in this way and the young beneficiaries could see in the community facilitators new role models.
 13. Being able to learn new skills and engage in the development of new products and services for their own livelihoods is also an impact that beneficiaries want to see replicated. Through the projects beneficiaries have understood that there are alternative sources of incomes that they did not know that existed or did not know how to engage in them lacking the means and the skills to do it. Once inaccessible, economic actors became accessible through projects and this provided immense opportunities – for livelihoods development and for personal growth.
 14. Helping them network with other youth and learn from them emerged as a strategic need respondents expressed in terms of both accumulation of knowledge and also for the purpose of creating platforms to advocate for their concerns - not all governments' policies consider the youth a precious resource to invest on through specific programmes as well as through mainstream investments. Another important suggestion that respondents made was to further assist them in transforming agriculture and making it more productive, through expanded access to land, credit, extension services as well as better quality inputs and irrigation. If farming can play a strong role in securing the food and the incomes of their communities, the youth would welcome giving up migration to cities or abroad in search for livelihoods opportunities.



International Fund for Agricultural Development
 Via Paolo di Dono, 44 - 00142 Rome, Italy
 Tel: +39 06 54591 - Fax: +39 06 5043463
 E-mail: evaluation@ifad.org
www.ifad.org/evaluation
www.ruralpovertyportal.org
ifad-un.blogspot.com
www.facebook.com/ifad
www.twitter.com/ifadnews
www.youtube.com/user/ifadTV



IFAD Internal Printing Services